

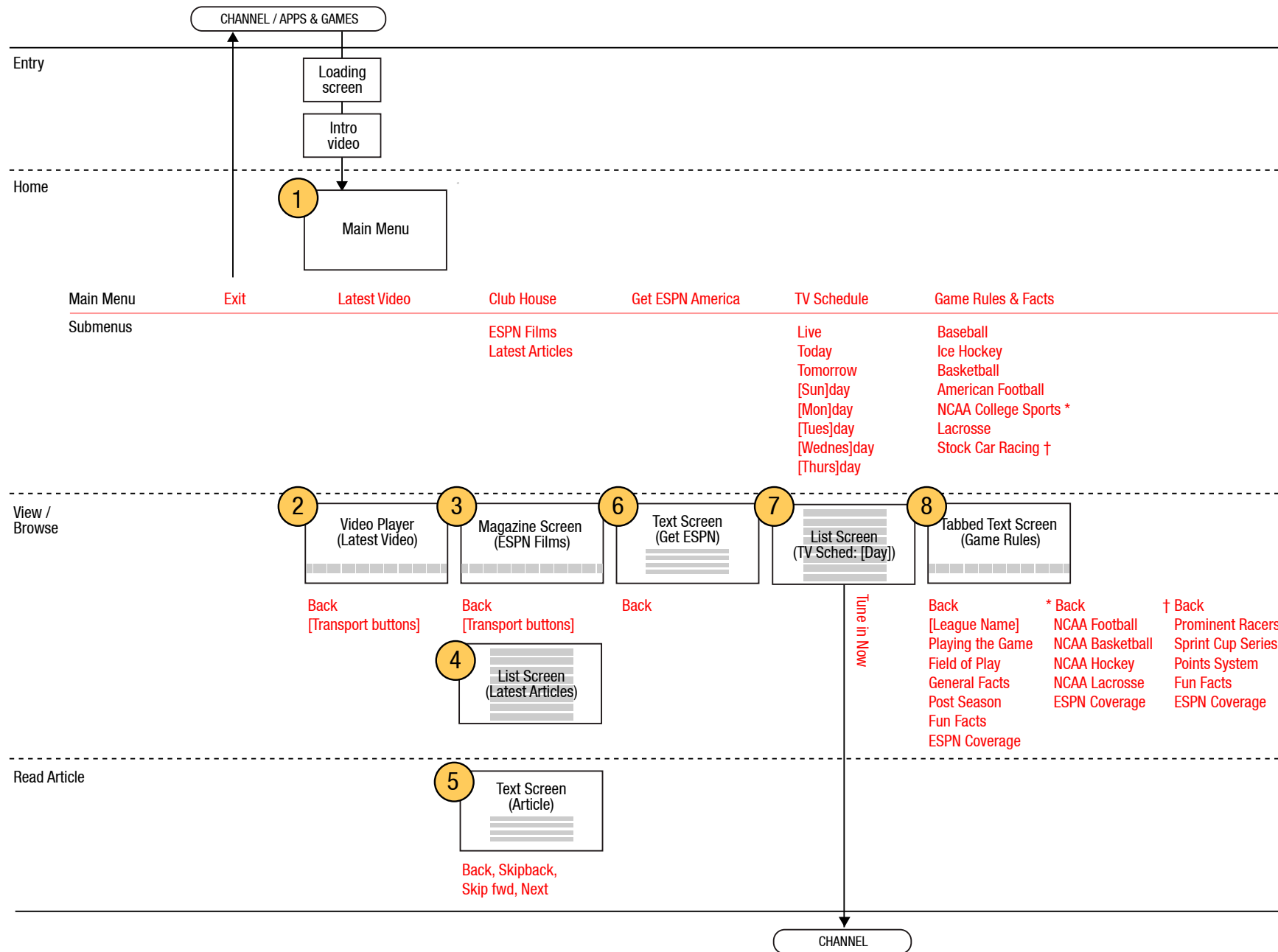


Connected TV Application for TiVo


ESPN America

Design Draft

16 Oct 2012



Launch Points


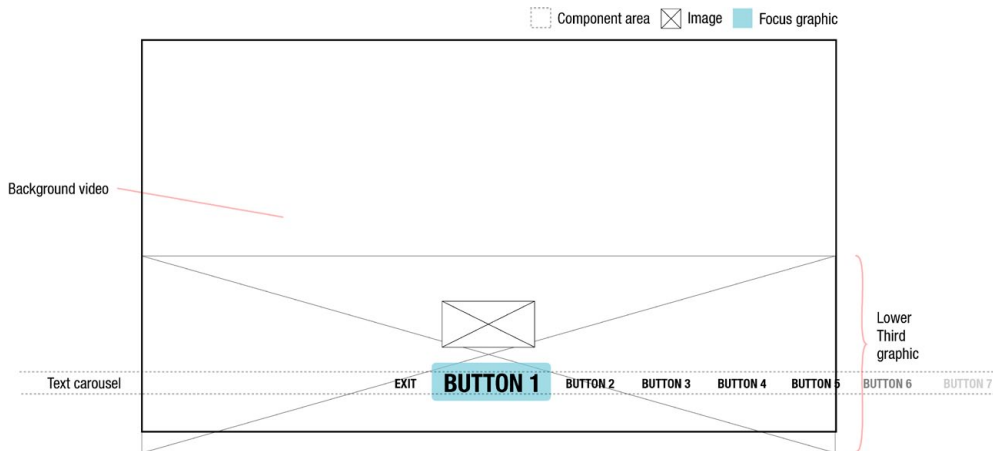


App icon in "Apps & Games" section of TiVo. Position on screen TBC.

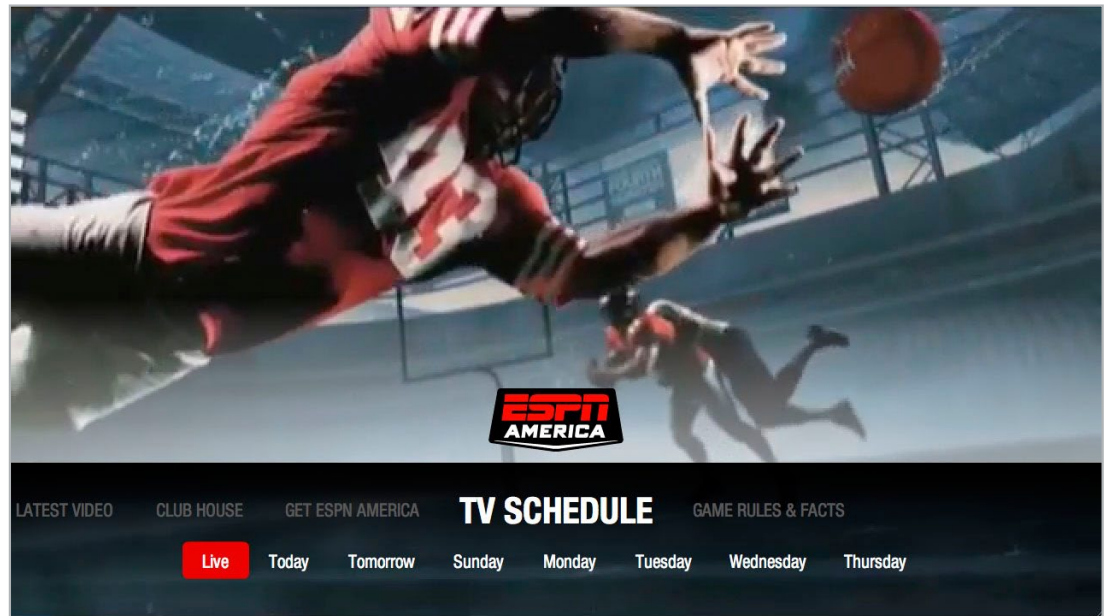
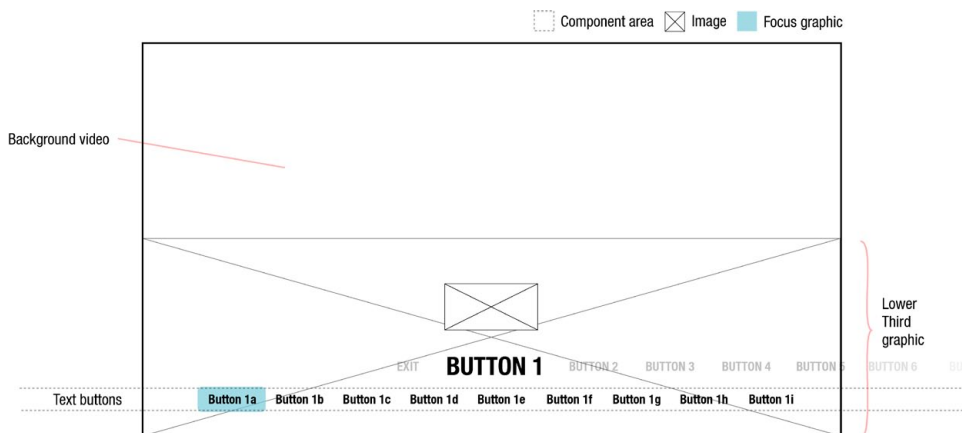


Red button prompt to launch app from linear channel.

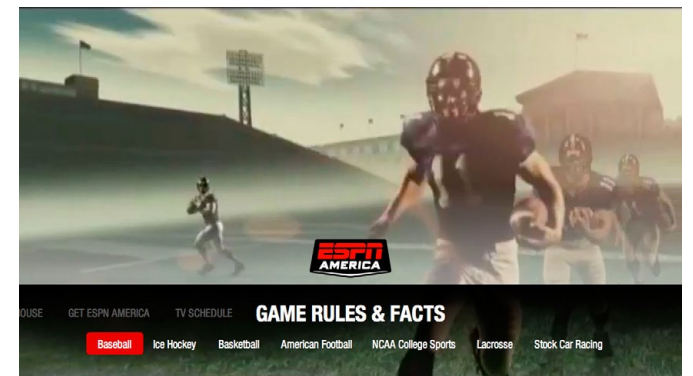
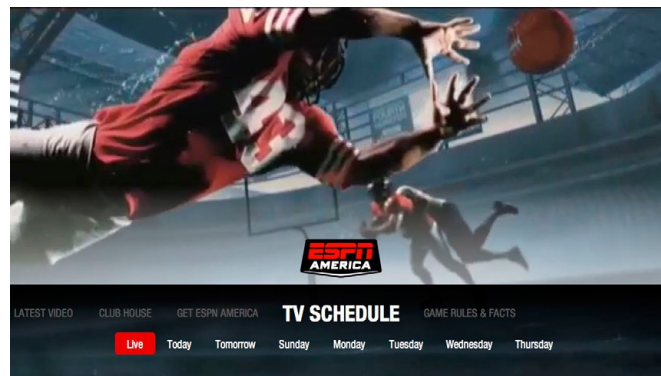
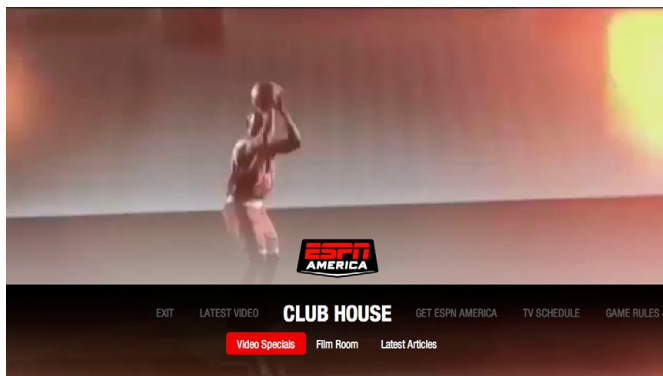
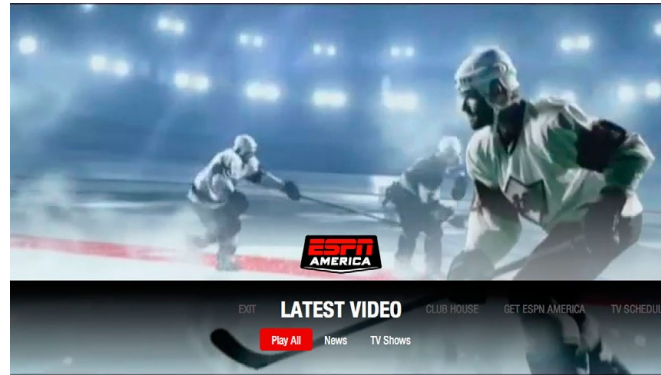
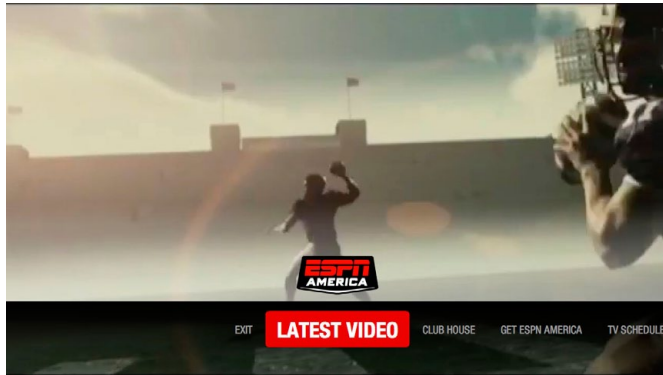
1 Main Menu



The main menu plays a promotional video in the background.

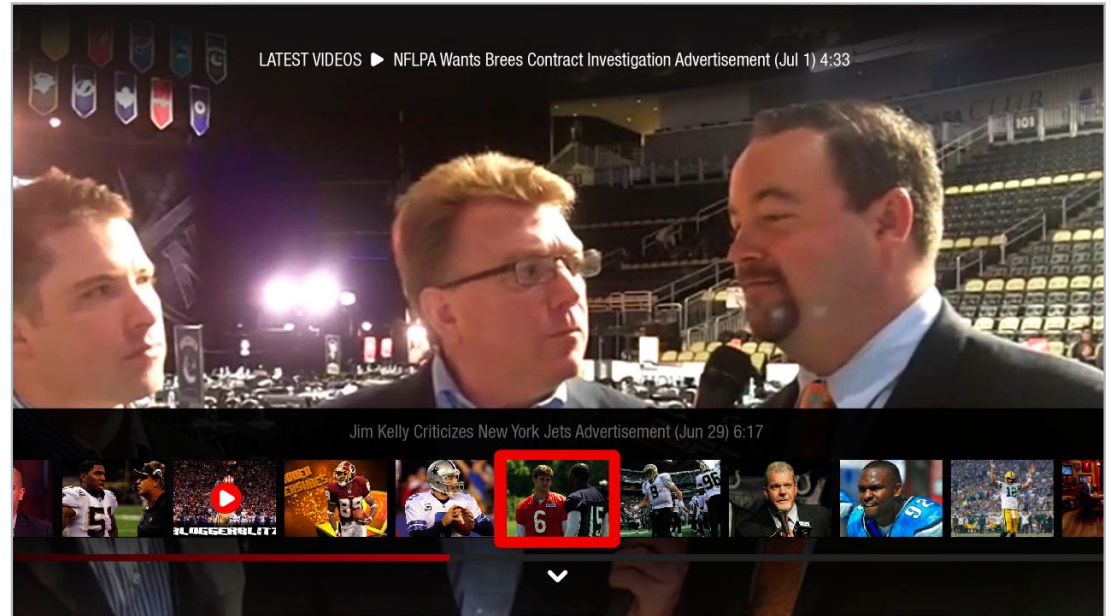
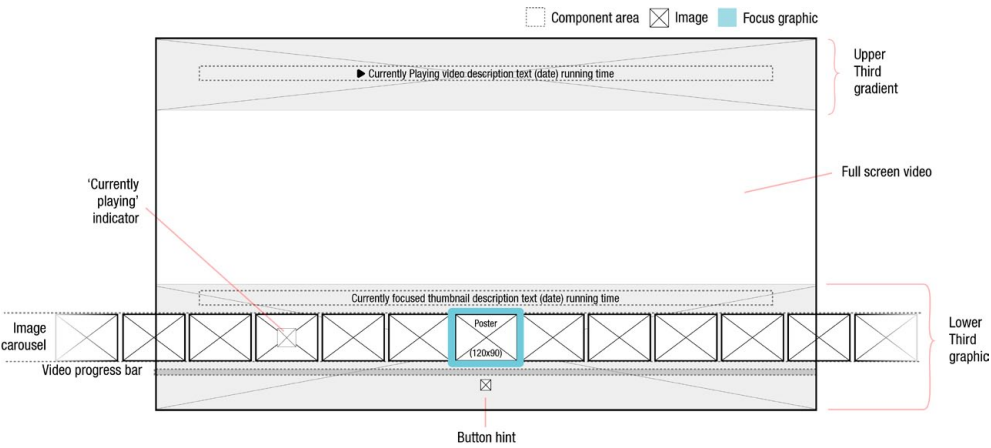


Focus on sub menu, revealed when pressing OK on main menu button. The lower third slides up.



Browsing the menu on the Main Menu screen.

2 Video Player

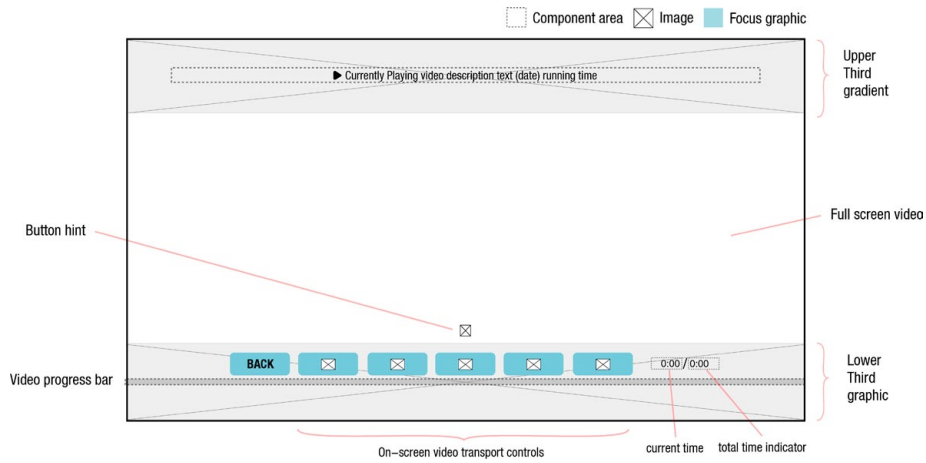


Focus on thumbnail carousel.

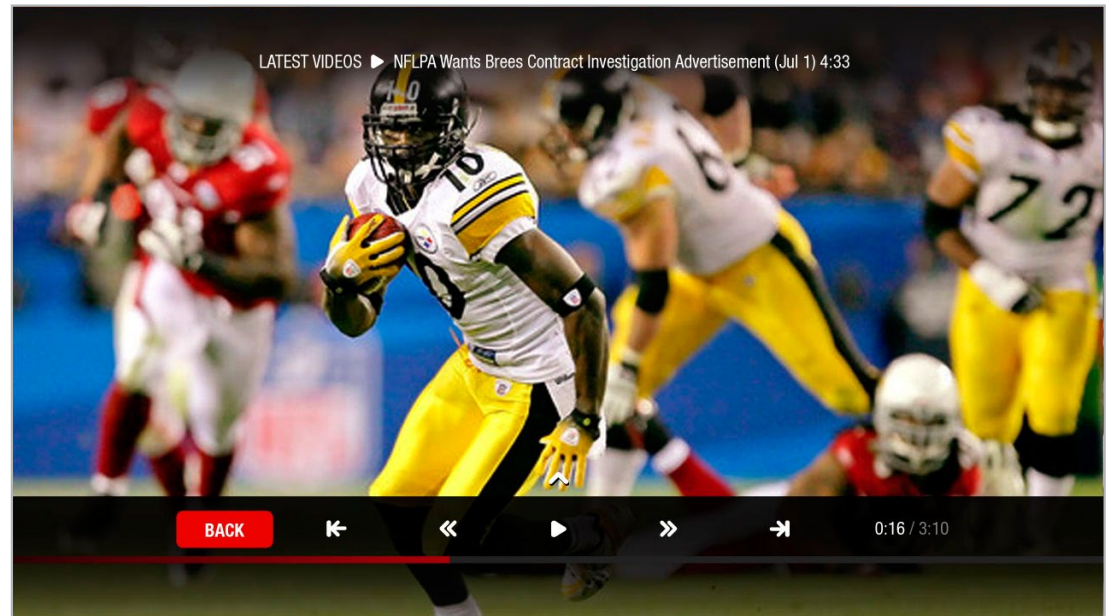


Video only. Overlay interface times out when viewer isn't pressing the remote.

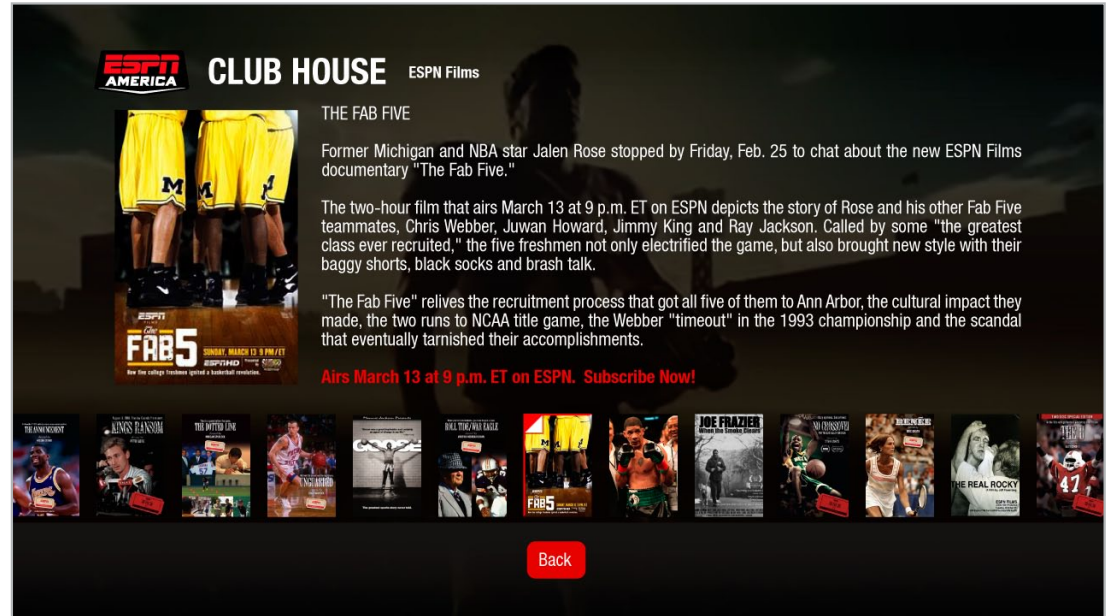
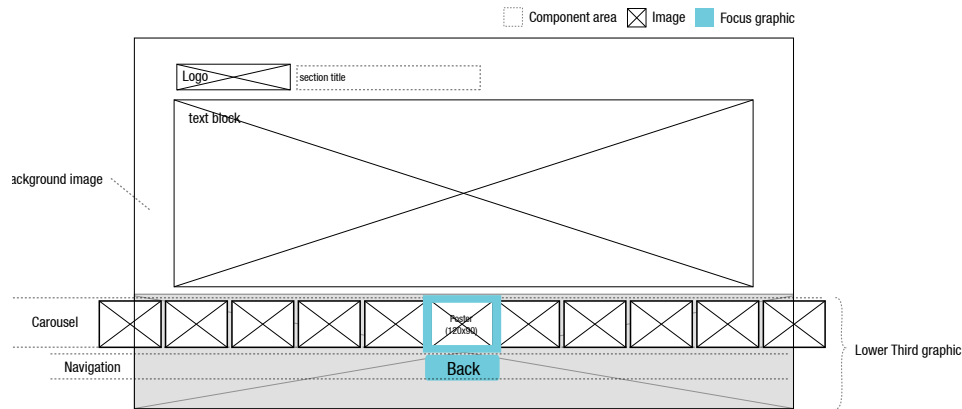
2 Video Player



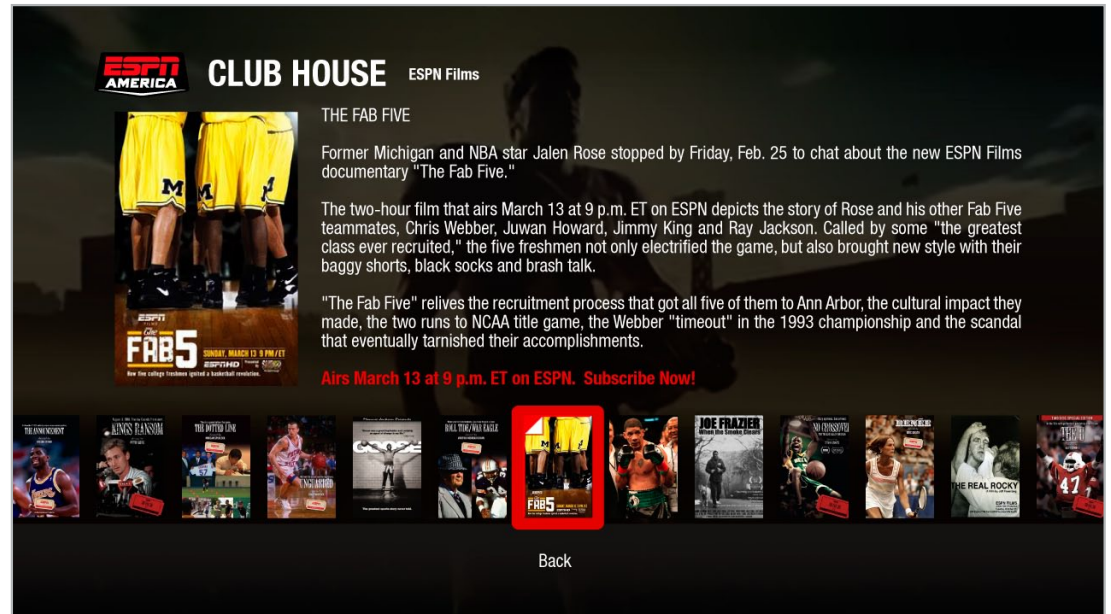
Pressing down from the thumbnail carousel reveals the video transport and back buttons.



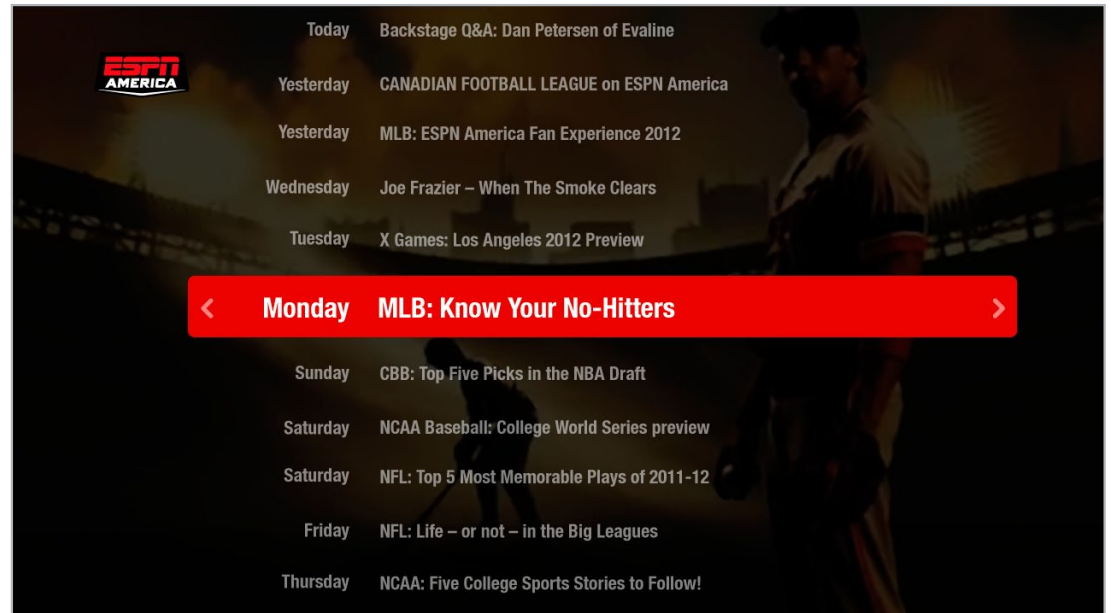
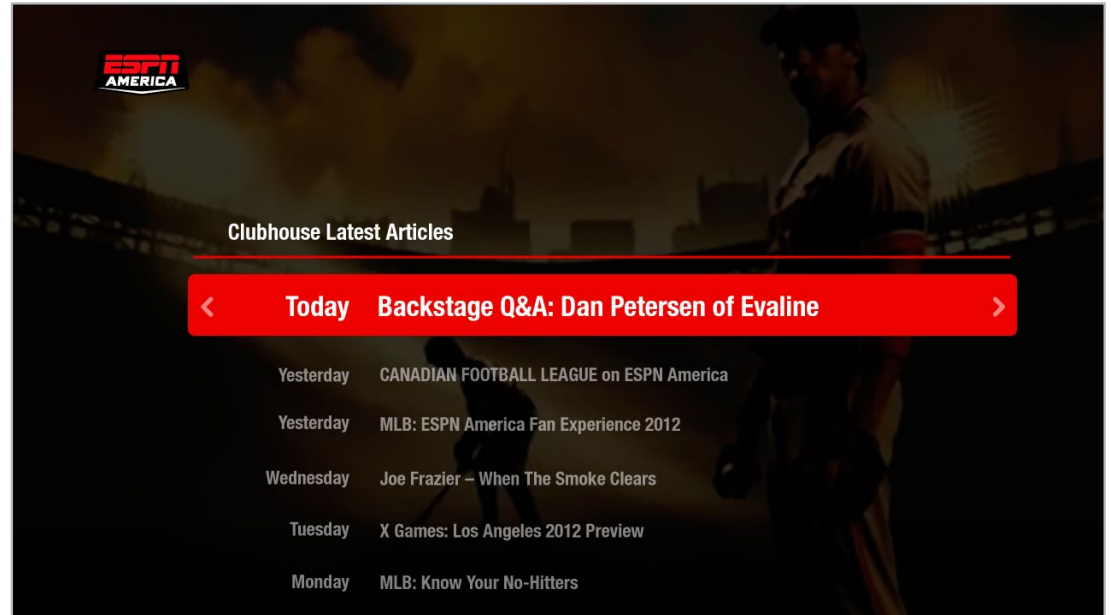
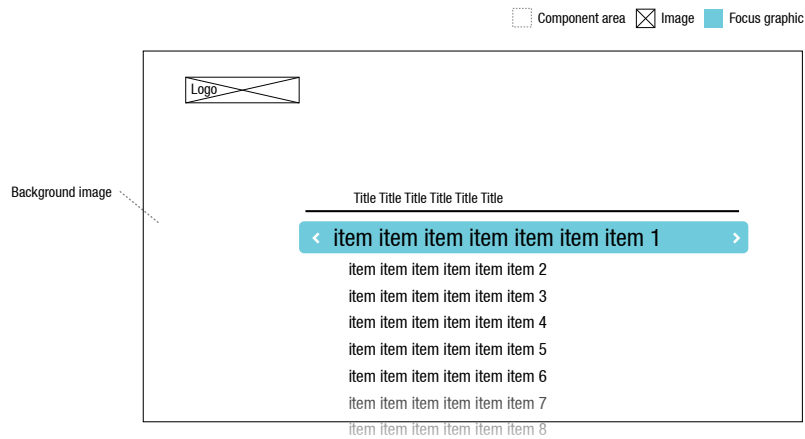
3 Magazine Screen




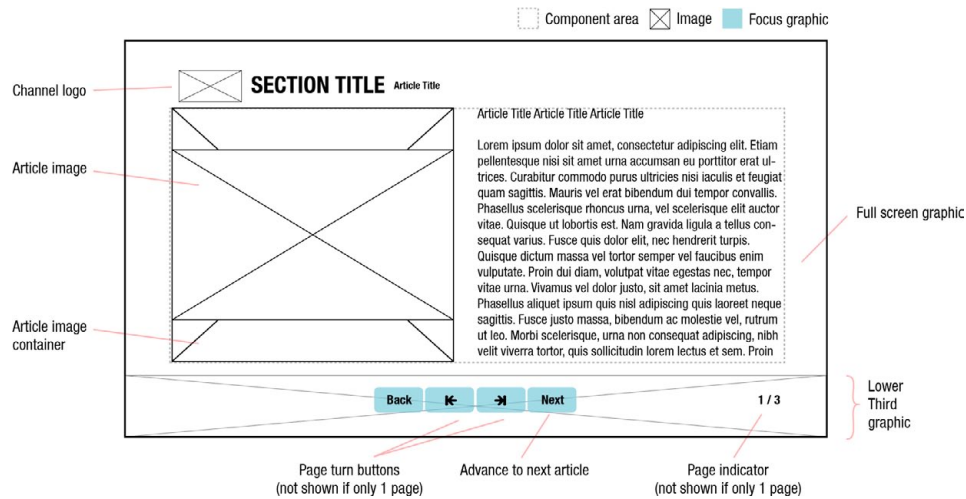
Film posters are 210 x 315, film poster thumbnails are 120 x 80.



4 List Screen




5 Text Screen



520 by 450

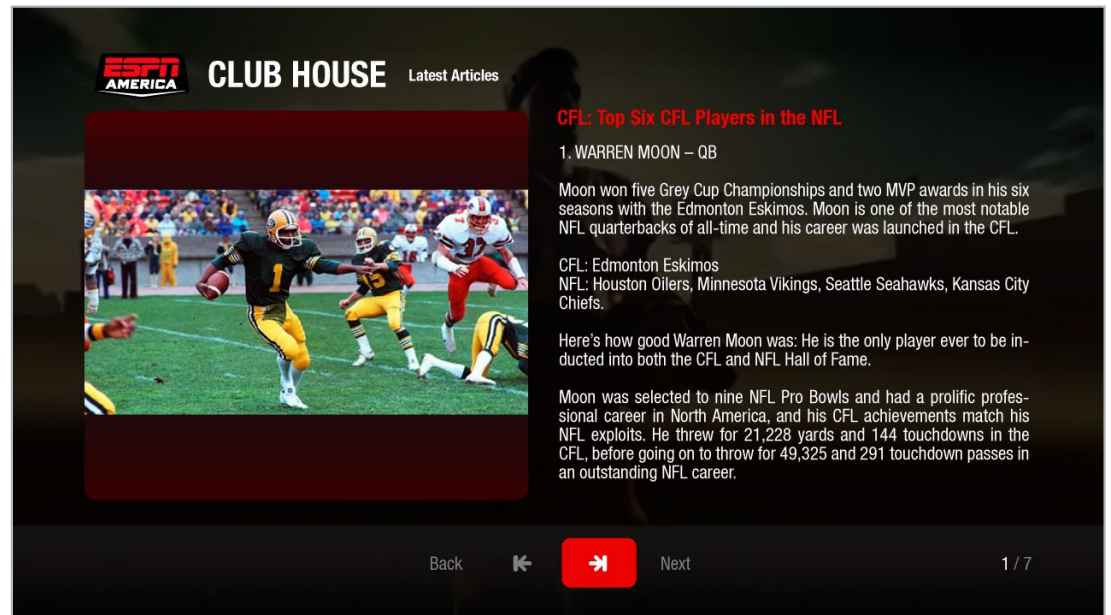
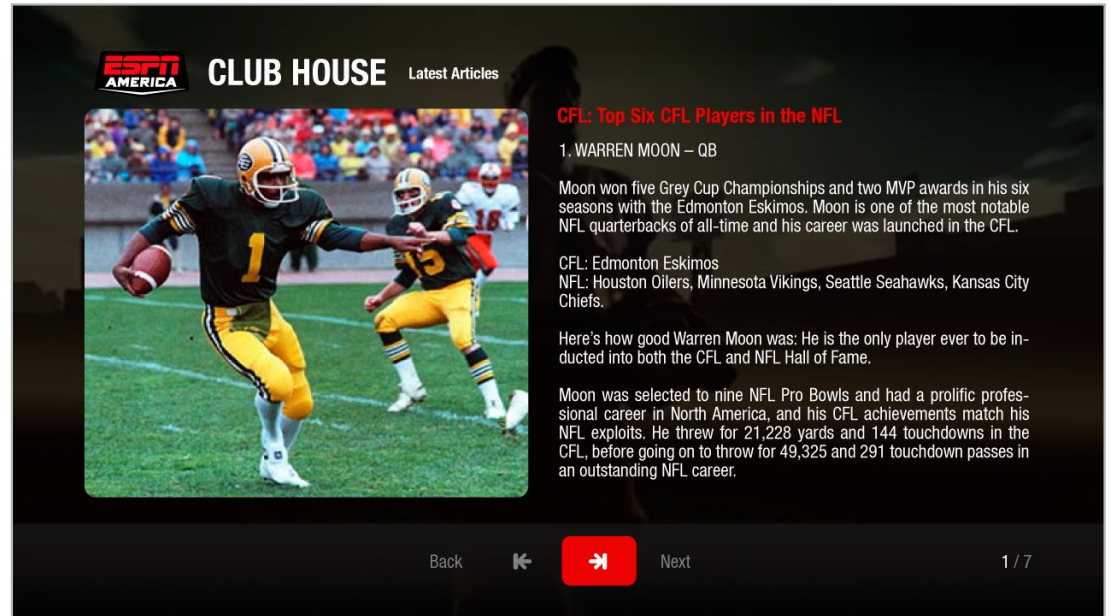


landscape
520 by x



portrait
x by 450

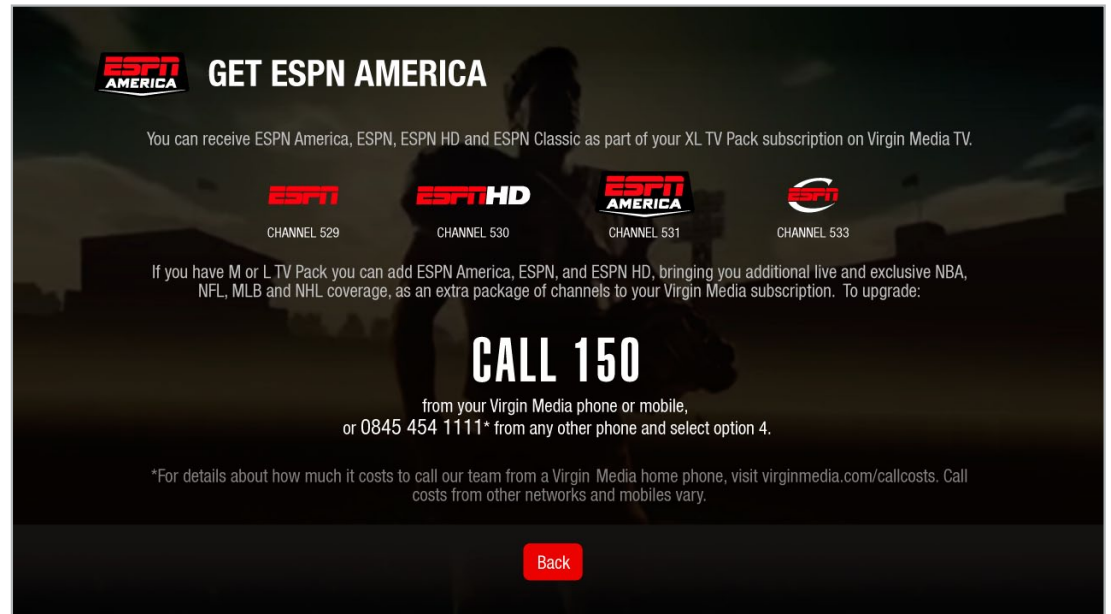
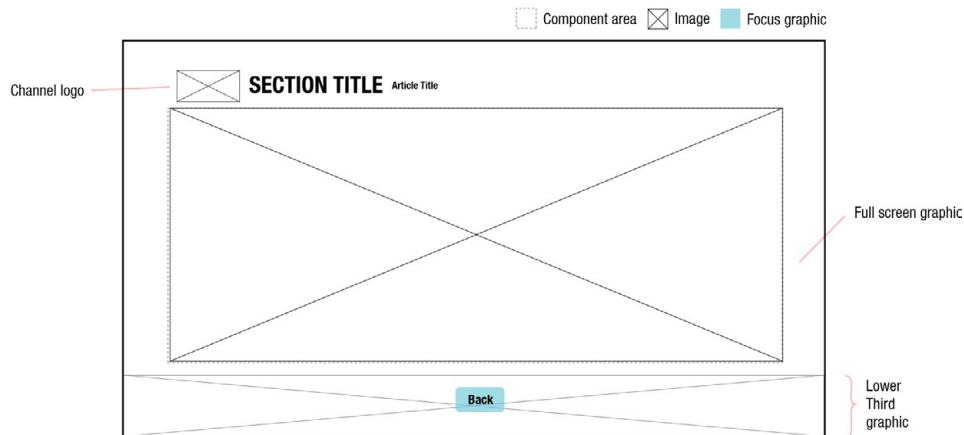
An image of any proportion fills one of the dimensions of a 520 x 450 container.



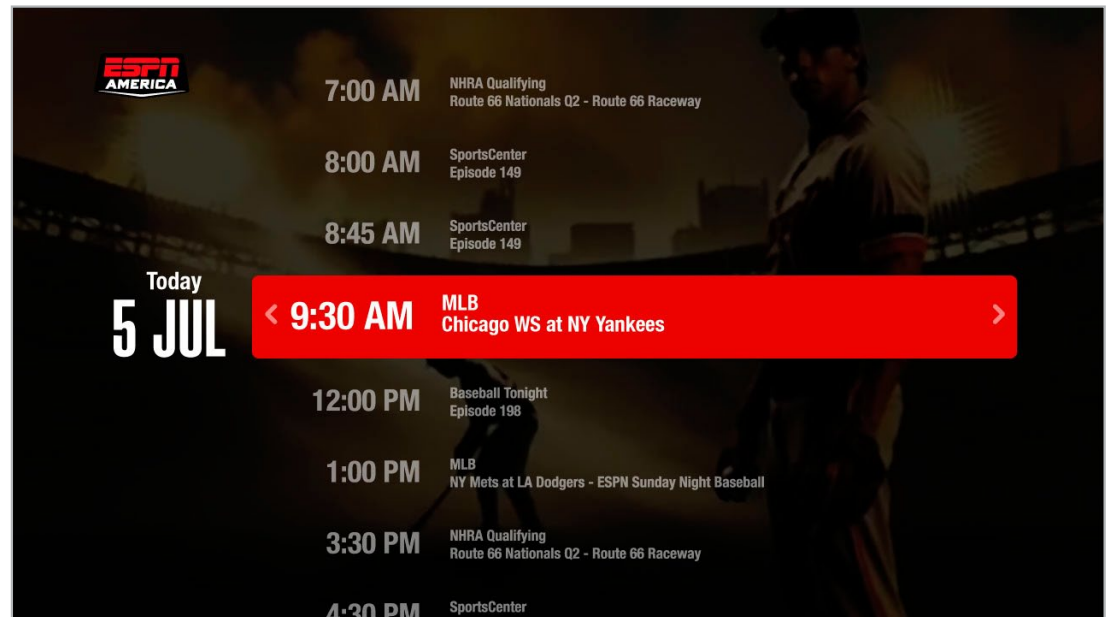
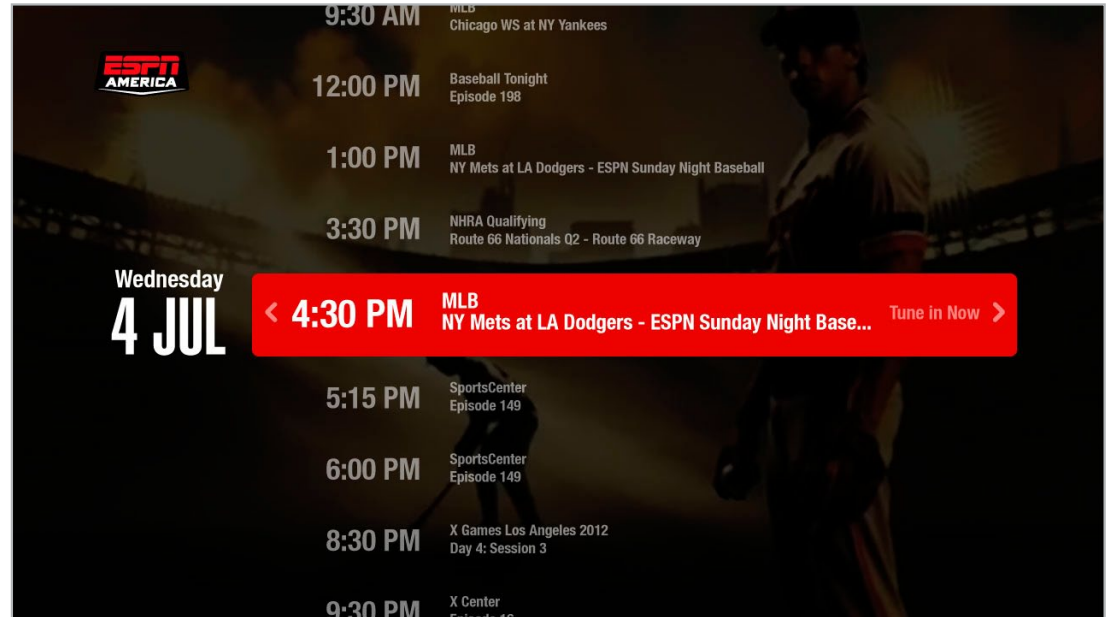
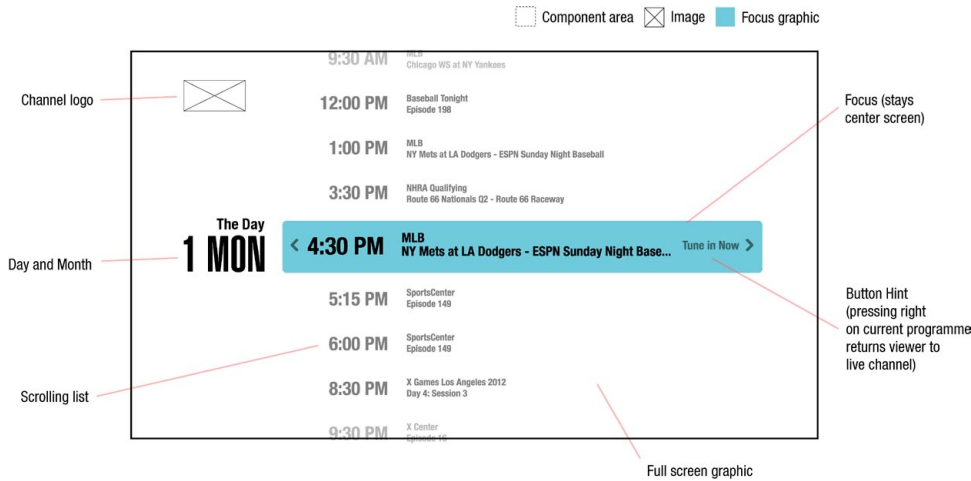
5 Text Screen



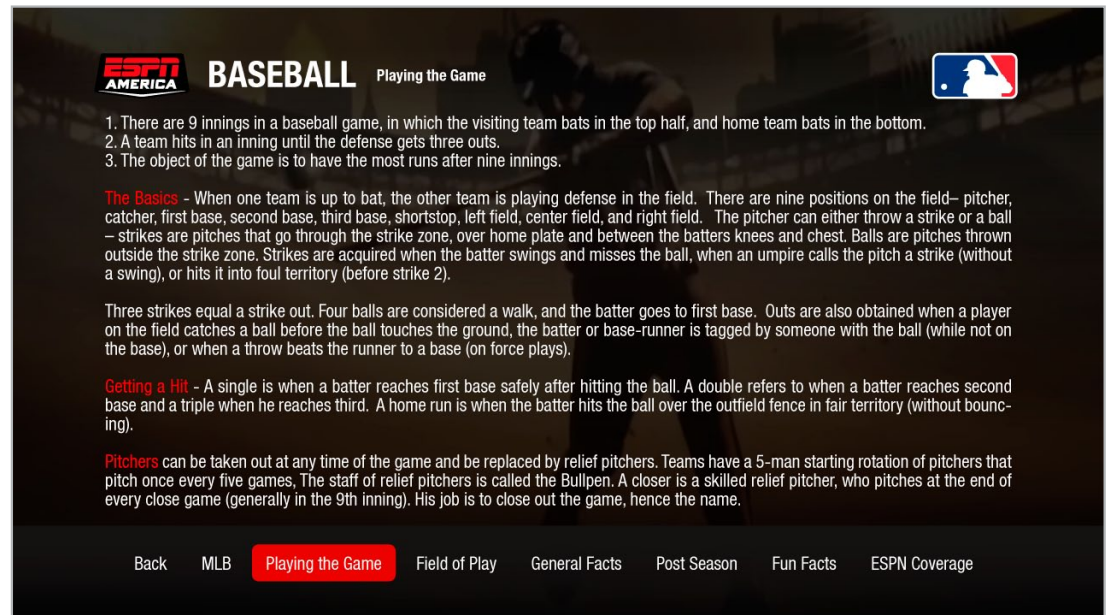
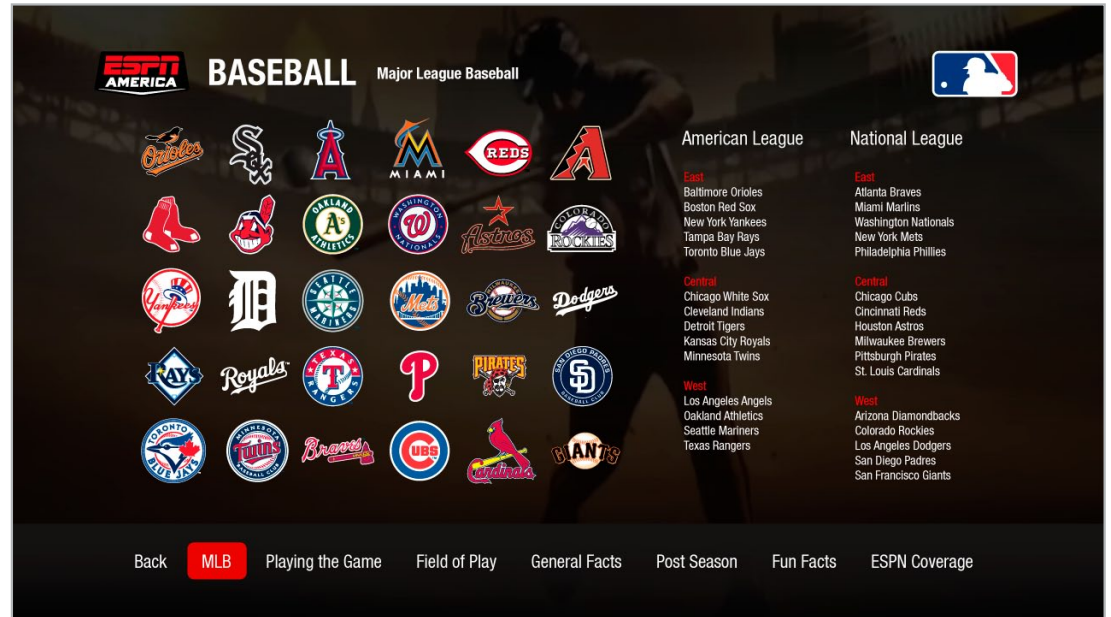
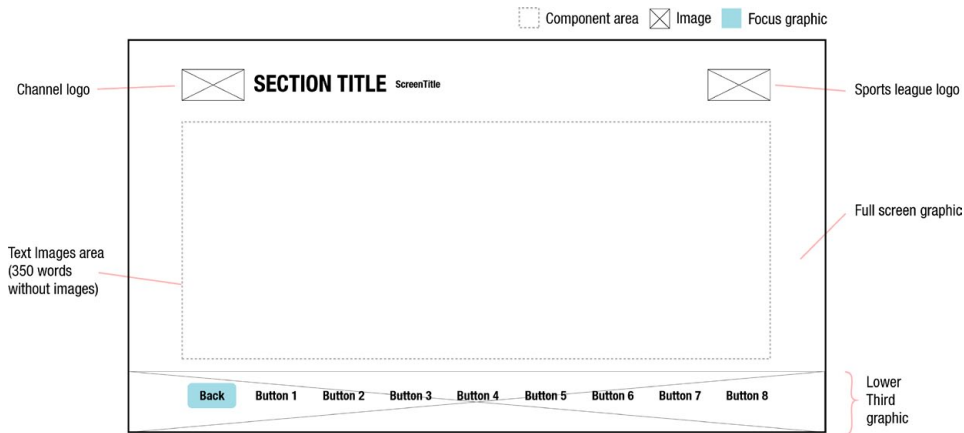
6

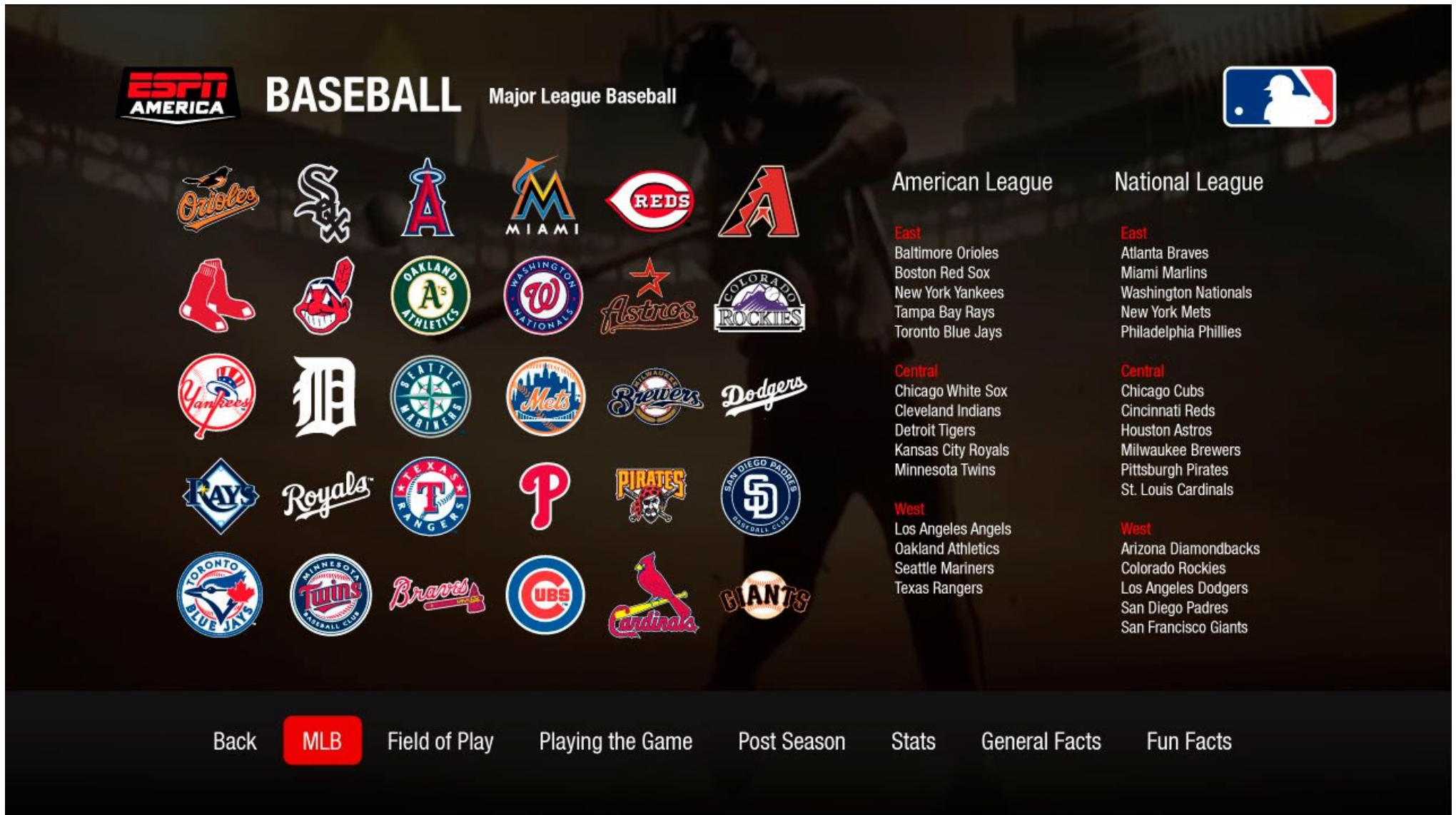


7 List Screen




8 Tabbed Text Screen





The image shows a menu screen for ESPN America's Major League Baseball section. At the top left is the ESPN America logo, followed by the word "BASEBALL" in large white letters and "Major League Baseball" in smaller white letters. To the right is the MLB logo. The main content area features a grid of 30 team logos arranged in five rows and six columns. To the right of the grid are two columns of text listing the teams in the American League and National League, categorized by division (East, Central, West). At the bottom of the screen is a navigation bar with eight buttons: "Back", "MLB" (highlighted in red), "Field of Play", "Playing the Game", "Post Season", "Stats", "General Facts", and "Fun Facts".

ESPN AMERICA **BASEBALL** Major League Baseball 

American League

East
Baltimore Orioles
Boston Red Sox
New York Yankees
Tampa Bay Rays
Toronto Blue Jays

Central
Chicago White Sox
Cleveland Indians
Detroit Tigers
Kansas City Royals
Minnesota Twins

West
Los Angeles Angels
Oakland Athletics
Seattle Mariners
Texas Rangers

National League

East
Atlanta Braves
Miami Marlins
Washington Nationals
New York Mets
Philadelphia Phillies

Central
Chicago Cubs
Cincinnati Reds
Houston Astros
Milwaukee Brewers
Pittsburgh Pirates
St. Louis Cardinals

West
Arizona Diamondbacks
Colorado Rockies
Los Angeles Dodgers
San Diego Padres
San Francisco Giants

Back **MLB** Field of Play Playing the Game Post Season Stats General Facts Fun Facts



BASEBALL

Playing the Game



The Object: The team with the most runs after 9 innings wins the game.

The Basics: A run is when a player advances around the diamond touching all 4 bases, scoring 1 point.

An inning is a round of play where two teams alternate as offence and defence, called the top half and the bottom half, where the offence tries to score runs and the defence tries to get 3 players on the other team out.

Outs are obtained by catching a hit ball before it touches the ground, by tagging an offensive player with the ball while they're not touching a base, or by throwing 3 strikes (pitching balls past the batter through the strike zone, an imaginary box over home plate between the batter's knees and chest).

Defensive players have 9 positions: pitcher, catcher, first base, second base, third base, and shortstop in the infield, and left field, centre field, and right field in the outfield.

Offensive players, the batters and base-runners, try to advance to the next base after the ball is hit by the batter in fair territory (between the first and third base lines which extend from the infield to the outfield). If a batter touches one base after hitting the ball before going out this is called a single, 2 bases is called a double, and 3 bases a triple. If the batter hits the ball over the outfield fence in fair territory all offensive players on the diamond are allowed to advance to the home plate: this is a home run.

A batter is also allowed to walk to the first base if the pitcher throws 4 balls past the batter outside the strike zone.

[Back](#)

[MLB](#)

[Field of Play](#)

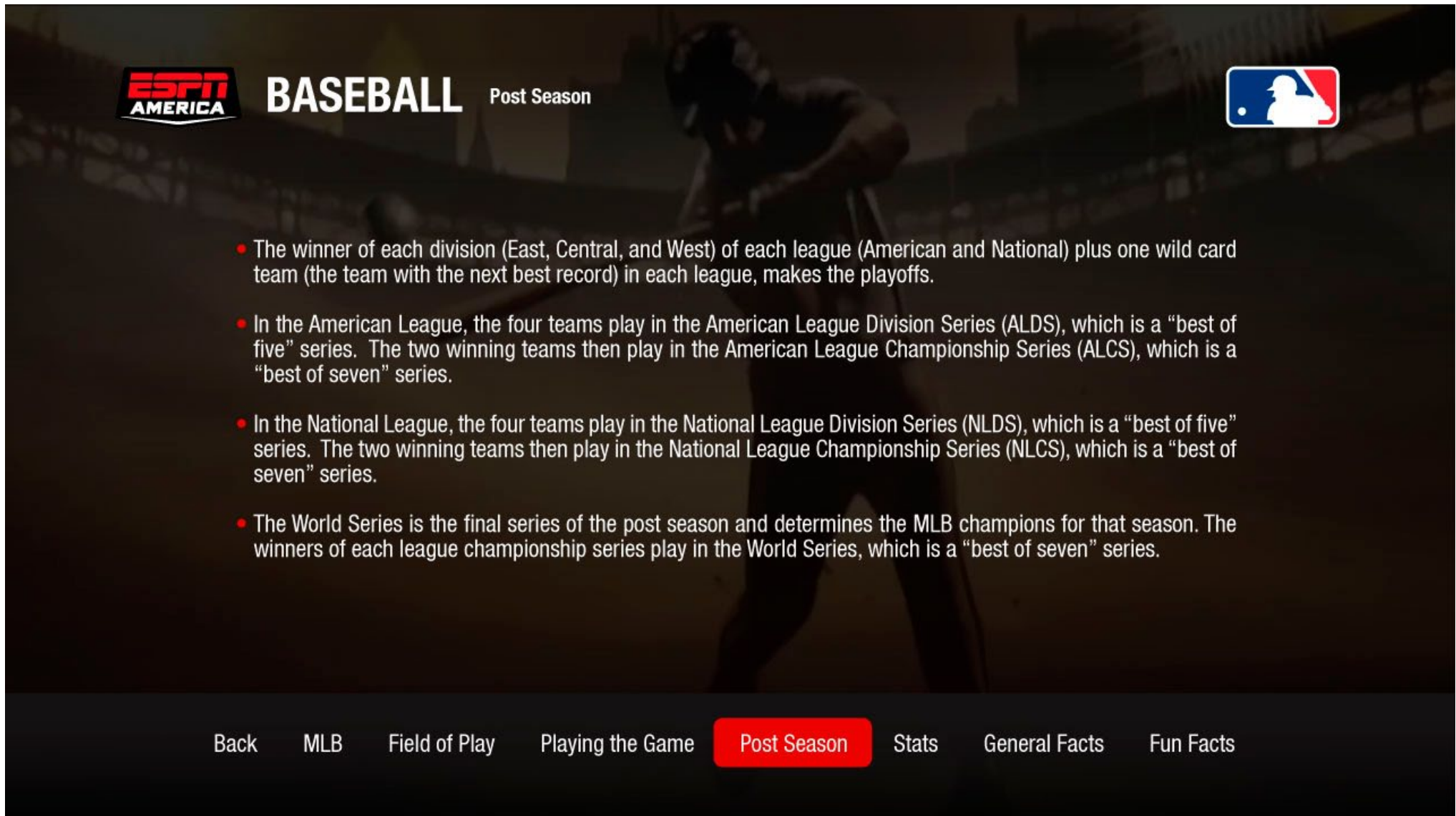
[Playing the Game](#)


[Post Season](#)

[Stats](#)

[General Facts](#)


[Fun Facts](#)

The image shows a screenshot of a TV application interface for ESPN America's Baseball Post Season. The background is a dark, blurred image of a baseball player in a batting stance. In the top left corner, there is the ESPN America logo. To its right, the word "BASEBALL" is written in large, white, bold letters, followed by "Post Season" in a smaller font. In the top right corner, there is the MLB logo. The main content area contains a list of four bullet points describing the MLB postseason structure. At the bottom, there is a dark navigation bar with several menu items: "Back", "MLB", "Field of Play", "Playing the Game", "Post Season" (which is highlighted with a red background), "Stats", "General Facts", and "Fun Facts".

ESPN AMERICA **BASEBALL** Post Season 

- The winner of each division (East, Central, and West) of each league (American and National) plus one wild card team (the team with the next best record) in each league, makes the playoffs.
- In the American League, the four teams play in the American League Division Series (ALDS), which is a “best of five” series. The two winning teams then play in the American League Championship Series (ALCS), which is a “best of seven” series.
- In the National League, the four teams play in the National League Division Series (NLDS), which is a “best of five” series. The two winning teams then play in the National League Championship Series (NLCS), which is a “best of seven” series.
- The World Series is the final series of the post season and determines the MLB champions for that season. The winners of each league championship series play in the World Series, which is a “best of seven” series.

Back MLB Field of Play Playing the Game **Post Season** Stats General Facts Fun Facts

ESPN AMERICA **BASEBALL** Stats 

| | | | | | |
|--|--------------------|---|-----------------------|--|------------------------|
| Pitching Statistics Abbreviations | | Batting Statistics Abbreviations | | Fielding Statistics Abbreviations | |
| W | Wins | AB | At Bats | A | Assists |
| L | Losses | R | Runs | GS | Games Started |
| ERA | Earned Run Average | H | Hits | CS | Runner Caught Stealing |
| G | Games | 2B | Doubles | Inn | Innings |
| GS | Games Started | 3B | Triples | DP | Double Plays |
| SHO | Shutouts | HR | Home Runs | PB | Passed Balls |
| SV | Saves | RBI | Runs Batted In | E | Errors |
| BS | Blown Saves | BB | Walks | SBA | Stolen Bases Allowed |
| K | Strike Outs | SO | Strike Outs | G | Games Played |
| | | SB | Stolen Bases | TC | Total Chances |
| | | CS | Caught Stealing | | |
| | | SLG | Slugging Percentage | | |
| | | OPS | On Base Plus Slugging | | |
| | | AVG | Battling Average | | |
| | | OBP | On Base Percentage | | |
| | | GP | Games Played | | |

Back MLB Field of Play Playing the Game Post Season **Stats** General Facts Fun Facts



BASEBALL

General Facts



- Each team plays 162 regular season games between April and September.
- Games are predominantly played against teams within the same league with a majority of games played against teams within the same division. Each team plays a few weeks of inter-league games, where teams from the National League play the American League and vice versa.
- If a game is tied after nine innings, the teams play extra innings. The extra innings continue until one team has the lead at the end of the inning. If the visiting team scores in the top of an inning, the home team still has the opportunity to bat in the bottom of the inning to tie or win the game.
- If the ball hits the ground in fair territory then bounces over the fence, it is a ground-rule double and the batter automatically goes to second base and any base-runners advance only two bases.
- If the pitcher throws a pitch that hits the batter (without him swinging), the batter goes to first base (known as a walk).
- Any batting average above .300 (getting a hit 3 times out of every 10 at bats) is generally considered a good batting average.
- Once a player is substituted, he cannot return to the game.
- The American League features a player called the Designated Hitter, or the DH, who bats in place of the pitcher. In the National League, all pitchers must bat. During inter-league play or the World Series, the DH is used only when the home team is from the American League.

[Back](#)

[MLB](#)

[Field of Play](#)

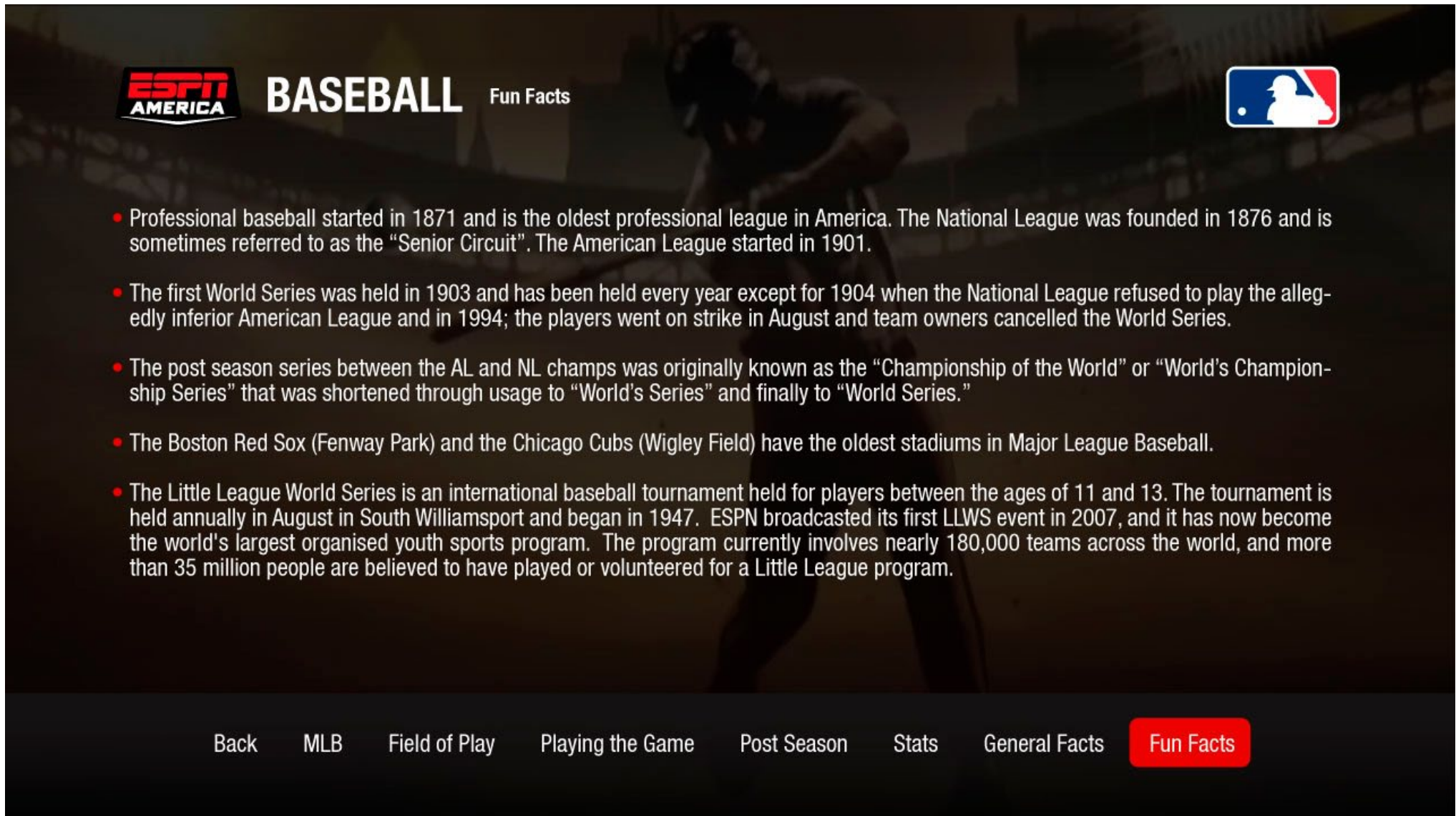
[Playing the Game](#)

[Post Season](#)


[Stats](#)

[General Facts](#)

[Fun Facts](#)




The image shows a screenshot of a TV application interface for ESPN America. The background is a dark, blurred image of a baseball player in a batting stance. In the top left corner, there is the ESPN America logo. To its right, the word "BASEBALL" is written in large, white, bold letters, followed by "Fun Facts" in a smaller font. In the top right corner, there is the MLB logo. The main content area contains a list of five bullet points providing interesting facts about baseball. At the bottom of the screen, there is a dark navigation bar with several menu items: "Back", "MLB", "Field of Play", "Playing the Game", "Post Season", "Stats", "General Facts", and "Fun Facts". The "Fun Facts" item is highlighted with a red background.

ESPN AMERICA **BASEBALL** Fun Facts 


- Professional baseball started in 1871 and is the oldest professional league in America. The National League was founded in 1876 and is sometimes referred to as the “Senior Circuit”. The American League started in 1901.
- The first World Series was held in 1903 and has been held every year except for 1904 when the National League refused to play the allegedly inferior American League and in 1994; the players went on strike in August and team owners cancelled the World Series.
- The post season series between the AL and NL champs was originally known as the “Championship of the World” or “World’s Championship Series” that was shortened through usage to “World’s Series” and finally to “World Series.”
- The Boston Red Sox (Fenway Park) and the Chicago Cubs (Wrigley Field) have the oldest stadiums in Major League Baseball.
- The Little League World Series is an international baseball tournament held for players between the ages of 11 and 13. The tournament is held annually in August in South Williamsport and began in 1947. ESPN broadcasted its first LLWS event in 2007, and it has now become the world's largest organised youth sports program. The program currently involves nearly 180,000 teams across the world, and more than 35 million people are believed to have played or volunteered for a Little League program.


Back MLB Field of Play Playing the Game Post Season Stats General Facts **Fun Facts**



ICE HOCKEY

National Hockey League





Eastern Conference

Atlantic

- New Jersey Devils
- New York Islanders
- New York Rangers
- Philadelphia Flyers
- Pittsburgh Penguins

Northeast

- Boston Bruins
- Toronto Maple Leafs
- Buffalo Sabres
- Montreal Canadiens
- Ottawa Senators

Southeast

- Winnipeg Jets
- Carolina Hurricanes
- Florida Panthers
- Tampa Bay Lightning
- Washington Capitals

Western Conference

Central

- Chicago Blackhawks
- Columbus Blue Jackets
- Detroit Red Wings
- Nashville Predators
- St. Louis Blues

Northwest


- Calgary Flames
- Colorado Avalanche
- Edmonton Oilers
- Minnesota Wild
- Vancouver Canucks

Pacific

- Anaheim Ducks
- Dallas Stars
- Los Angeles Kings
- Phoenix Coyotes
- San Jose Sharks

Back
NHL
Field of Play
Playing the Game
Post Season
Stats
General Facts
Fun Facts

The diagram illustrates the dimensions and layout of an ice hockey rink. The total length is 200ft, divided into three zones: two 64ft end zones and a 72ft neutral zone. The width is 85ft. Key features include faceoff spots, faceoff circles, goal lines, goals, end zones, blue lines, penalty boxes, scorekeepers, and referee creases. The NHL logo is in the top right.

ESPN AMERICA **ICE HOCKEY** Field of Play 

Dimensions and Features:

- Overall Length: 200ft
- End Zones: 64ft each
- Neutral Zone: 72ft
- Width: 85ft
- Faceoff Spot: 11ft from end zone boundary
- Faceoff Circle: 3ft diameter
- Goal Line: 3ft from goal
- Goal: 2ft x 2ft wide
- End Zone: 64ft
- Blue Line: 24ft from goal line
- Penalty Box: 10ft radius
- Scorekeepers: 12ft x 12ft
- Referee Crease: 24ft x 24ft
- Goal Crease: 22ft x 22ft
- Boards: 2ft x 2ft wide
- Red Line: 24ft from goal line
- Neutral Zone: 72ft

Navigation Menu:

- Back
- NHL
- Field of Play**
- Playing the Game
- Post Season
- Stats
- General Facts
- Fun Facts



ICE HOCKEY Playing the Game



The Object: The team with the most goals after 3 twenty minute periods wins the game.

The Basics: A goal is scored when a player shoots the puck past the opposing team's goal line and into the net, giving the team 1 point.

Teams have typically 6 players on the ice, 3 offensive forwards (left wing, centre, and right wing) that try to score goals, and 2 defensemen (right and left) and a goaltender that try to prevent the other team from scoring. Players must direct and control the puck using the blade at the end of the hockey stick.

One of the key defensive tactics in ice hockey is bodychecking, where a player tries to steal the puck from another, or simply slow down an opponent, by shoving them with their shoulder or hip.

Players can be taken off the ice if they commit a penalty, and they must sit in the penalty box for 2 to 10 minutes (depending on the severity of the foul). This is a power-play for the other team, since they have an advantage with extra skaters on the ice during the penalty.

Each team's defensive zone is marked with a blue line. A player cannot enter the other team's zone before the puck, as this is considered being offside.

Each play begins with a face-off, when the referee drops the puck between two opposing players, and the clock is started. The clock and game play is stopped after a goal, the puck goes over the glass, the goalie catches or covers the puck, an official blows his whistle calls a penalty or offside, or the clock reads 20 minutes at the end of a period.

[Back](#)[MLB](#)[Field of Play](#)[Playing the Game](#)[Post Season](#)[Stats](#)[General Facts](#)[Fun Facts](#)



ICE HOCKEY Post Season



- The best eight teams in each conference make the playoffs. Each round of the playoffs is decided by a "best of seven" series.
- First-round playoff berths are awarded to the first-place team in each division as well as the next five best teams based on regular-season point totals in each conference.
- The three division winners in each conference are seeded 1st through 3rd for the playoffs and the next five best teams, in order of points, are seeded 4th through 8th.
- The conference quarter-finals are played in each conference with the 1st seed playing the 8th seed, the 2nd playing the 7th, etc. Home Ice goes to seeds 1 through 4.
- The teams are then reseeded according to points for the Conference semi-finals and then again for the Conference finals.
- The winners of each Conference then meet in the Stanley Cup Finals.

[Back](#)[NHL](#)[Field of Play](#)[Playing the Game](#)[Post Season](#)[Stats](#)[General Facts](#)[Fun Facts](#)



ICE HOCKEY Stats



Scoring Statistics Abbreviations

| | |
|--------------|--------------------|
| GP | Games Played |
| PIM | Penalty Minutes |
| G | Goals |
| TOI | Time On Ice |
| A | Assists |
| SHIFT | Shifts |
| PTS | Points |
| FOW | Faceoffs Won |
| SOG | Shots on Goal |
| FOL | Faceoffs Lost |
| +/- | Plus-Minus Rating |
| PROD | Production Value |
| PPG | Points-Play Games |
| FO% | Faceoff Percentage |
| PPA | Power-Play Assists |
| SHG | Short Handed Goals |

Penalty Statistics Abbreviations

| | |
|---------------|-----------------------------|
| MIS | Misconduct |
| ATBF | Average Time Between Fights |
| GMIS | Game Misconduct |
| PIM/G | Penalty Minutes Per Game |
| RGH | Roughing |
| HK | Hooking |
| UC | Unsportsmanlike Conduct |
| TR | Tripping |
| FM | Fighting Major |
| HLD | Holding |
| INST | Instigator |
| INT | Interference |
| F/G | Fights Per Game |
| GL/INT | Goalie Interference |
| SLH | Slashing |
| HS | High Stick |
| CC | Cross Check |
| BRD | Boarding |
| HOLDST | Holding The Stick |

Team Statistics Abbreviations

| | |
|-------------|-------------------------------|
| GP | Games Played |
| SOGA | Average Shots On Goal Assists |
| G | Goals For |
| DIF | Differential |
| PPG | Power-Play Goals |
| SH% | Shooting Percentage |
| SHG | Short-Handed Goals |
| PIM | Penalty Minutes |
| GA | Goals Allowed |
| PPO | Power-Play Opportunities |
| PPGA | Power-Play Goals Allowed |
| TSH | Times Short-Handed |
| SHGA | Short-Handed Goals |
| PCT | Save Percentage |
| GLFA | Average Goals Per Game |
| SOG | Average Shots On Goal |



ICE HOCKEY

General Facts



- In the regular season, each team plays 82 games which includes 41 at home and 41 away.
- If a player commits a penalty on another player from behind while that player is in the motion of shooting, the shooter is awarded a penalty shot. The shooter goes one-on-one with the goalie and tries to score.
- The most common penalties are boarding, charging, delay of game, cross-checking, elbowing, high-sticking, holding, hooking, interference, roughing, slashing, tripping, and fighting.
- The AHL is the minor league to the NHL. Many AHL organisations act as “feeder” programmes for the NHL. The AHL has the exact same layout as the NHL in terms of conferences and divisions. The only difference is the teams.
- In the AHL post season, the best eight teams from each conference make the playoffs. The conference quarterfinals are played as a “best of five” series. The rest of the playoff system is the same format as the NHL. The winner of each conference meets in the Calder Cup for the Championship.
- In the 2011 season, 82% of NHL players were graduates of the AHL. The Hershey Bears won the most Calder Cup championships, with 11 NHL hall of fame inductee Patrick Roy won the Calder Cup in his first and only season in the AHL. He went on to win two Stanley Cups.
- The Calder Cup is named after the first president of the NHL, Frank Calder. 26 members of the NHL Hall of Fame have won the Calder Cup.
- The AHL Springfield Indians are the only team to win the Calder cup three seasons in a row in the 73 year history.

[Back](#)

[MLB](#)

[Field of Play](#)

[Playing the Game](#)

[Post Season](#)

[Stats](#)

[General Facts](#)

[Fun Facts](#)




ICE HOCKEY Fun Facts



- Fighting is allowed in the NHL, under a strict set of rules and the fights are closely watched by the game's referees.
- The first Stanley Cup was awarded in 1893 in Canada, making it the oldest trophy competed for by professional athletes. It weighs about 35 pounds.
- The red line on the ice is dashed because in the days of black and white television it was difficult to differentiate between the red and blue lines.
- Clint Benedict was the first goalie to ever wear a mask, after a shot by Howie Mornez knocked him unconscious back in 1927. Goalie masks were not worn full-time until 1959.
- In the Joe Louis Arena, home of the Detroit Red Wings, an octopus is thrown onto the ice whenever the Red Wings host a playoff game. The tradition started during the 1952 playoffs because the octopus, which had eight arms, symbolized the number of playoff wins the Red Wings needed to win the Stanley Cup. The tradition has continued during every home playoff game ever since.
- The NHL record for fastest shot is held by Boston Bruins Defenseman Zdeno Chara at 108.8 miles per hour. Every player and coach who wins the Stanley Cup gets his name engraved on the trophy.


[Back](#)[MLB](#)[Field of Play](#)[Playing the Game](#)[Post Season](#)[Stats](#)[General Facts](#)[Fun Facts](#)



BASKETBALL

National Basketball Association





Eastern Conference

Atlantic

- Boston Celtics
- New Jersey Nets
- New York Knicks
- Philadelphia 76ers
- Toronto Raptors

Central

- Chicago Bulls
- Cleveland Cavaliers
- Detroit Pistons
- Indiana Pacers
- Milwaukee Bucks

Southeast

- Atlanta Hawks
- Charlotte Bobcats
- Miami Heat
- Orlando Magic
- Washington Wizards

Western Conference

Southwest

- Dallas Mavericks
- Houston Rockets
- Memphis Grizzlies
- New Orleans Hornets
- San Antonio Spurs

Northwest

- Denver Nuggets
- Minnesota Timberwolves
- Portland Trail Blazers
- Oklahoma City Thunder

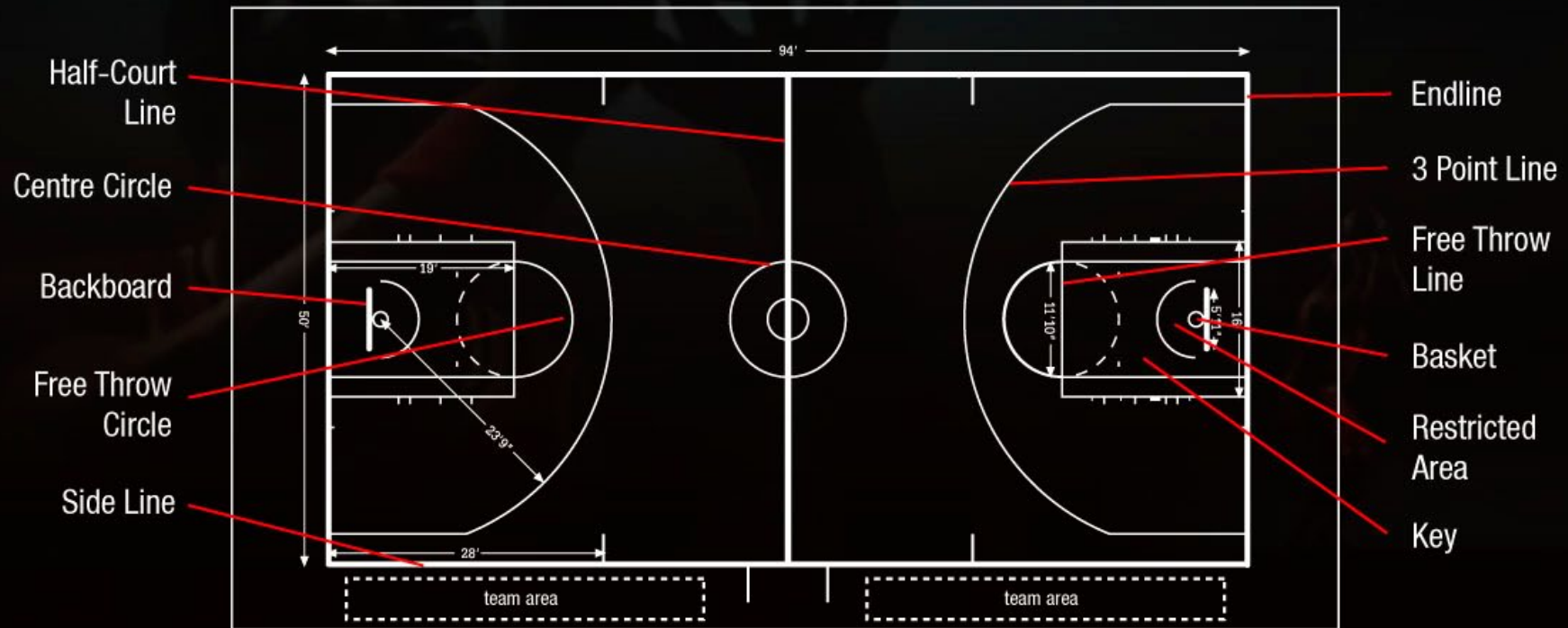
Pacific

- Golden State Warriors
- Los Angeles Clippers
- Los Angeles Lakers
- Phoenix Suns
- Sacramento Kings

Back
NBA
Field of Play
Playing the Game
Post Season
Stats
General Facts
Fun Facts



BASKETBALL Field of Play



Back

NBA

Field of Play

Playing the Game

Post Season

Stats

General Facts

Fun Facts



BASKETBALL

Playing the Game



The Object: The team with the most baskets after 4 twelve minute periods wins the game.

The Basics: A basket is scored when a player shoots the ball and it passes downward through the opposing team's basket (a net suspended from a hoop 10 feet off the ground). Successful free throws (from the free-throw line) awarded after an opponent's foul are worth 1 point, shots within an opponent's the three-point line are worth 2 points, and shots from further than the three-point line are worth 3 points.

Teams have 5 players on the court at a time, a centre, 2 forwards, and 2 guards. Players must move the ball down the court by dribbling (bouncing it with one hand) or passing it to a teammate. More than 2 steps without dribbling is considered a travel, and the use of two hands a double-dribble. These violations result in the other team getting possession of the ball.

Each play is fast-paced and carefully timed. Players have 8 seconds to get the ball from the baseline to half-court, 24 seconds to shoot the ball after getting possession, and are allowed only 3 seconds at a time inside an opponent's key near the basket.

Common styles of shooting the ball are the jump-shot (ball is released during a jump), the layup (ball is laid into the basket while leaping), and the slam dunk (throwing the ball down through the basket while airborne).

Common defence tactics are man-to-man defence (blocking another player without touching them, trying to grab the ball during an opponent's shot), and rebounding (obtaining possession of the ball after a missed shot to the basket).

[Back](#)[NBA](#)[Field of Play](#)[Playing the Game](#)[Post Season](#)[Stats](#)[General Facts](#)[Fun Facts](#)



BASKETBALL

Post Season



- All match-ups in the NBA postseason are formatted as a “best of seven” series playoff. The top eight teams in each conference qualify for the playoffs. The team with the best record in each of the three divisions in each conference is declared division champion and depending on their record, they are seeded 1st through to 4th.
- The seeds are then used to create a bracket for the entire playoff tournament and like the NFL; teams are not re-seeded throughout the playoffs. The four winners of the two conference quarter-finals then advance to the two conference semi-finals. The two winners then play in the two conference finals. After the conference finals have determined winners, those two teams will then play in The Finals to ultimately determine the NBA champions.
- The Finals MVP (Most Valuable Player) is the player from the winning team that produced the “best” performance throughout The Finals. He is announced after his team has been awarded the trophy. The Finals MVP also gets a separate MVP trophy. The 2012 Finals MVP was LeBron James, he also won the regular season MVP award.

[Back](#)[NBA](#)[Field of Play](#)[Playing the Game](#)[Post Season](#)[Stats](#)[General Facts](#)[Fun Facts](#)



BASKETBALL

Stats



Defensive Rebounds Abbreviations

- OFF** Offensive rebounds
- STPG** Steals per game
- ORPG** Offensive rebounds per game
- BLK** Blocks
- DEF** Defensive rebounds
- DRPG** Defensive rebounds per game
- STL** Steals
- REB** Total rebounds
- BLKPG** Blocks per game
- RPG** Rebounds per game

Offensive Statistics Abbreviations

- GP** Games played
- APG** Assist per game
- MPG** Minutes per game
- 3PA** 3 pointers attempted
- PTS** Points per game
- 3P%** 3 point field goals attempted
- FG%** Field goal percentage
- FTM** Free throws made
- 3PM** 3 pointers made
- FTA** Free throws attempted
- FGM** Field goals made per game
- FT%** Free throws made percentage
- FGA** Field goals attempted per game
- 2PA** 2 point field goals attempted
- FG%** Field goal percentage
- 2P%** 2 point field goal percentage
- 2PM** 2 point field goals made
- PPS** Points per shot
- AST** Assists
- FG%** Field goal percentage

Fielding Statistics Abbreviations

- PF** Personal Fouls
- EJECT** Ejections
- PFPG** Personal fouls per game
- TO** Turnovers
- FLAG** Flagrant fouls
- TOPG** Turnover per game
- TECH** Technical fouls

[Back](#)

[NBA](#)

[Field of Play](#)

[Playing the Game](#)

[Post Season](#)

[Stats](#)

[General Facts](#)

[Fun Facts](#)



BASKETBALL

General Facts



- Teams play 82 games during the regular season – 41 at home and 41 away.
- A technical foul is given when a player or coach shows poor sportsmanship. The opposing team then chooses one of its players to shoot free throws. If a coach or player receives two technicals in a single game, he is ejected and must go to the locker room for the remainder of the game.
- A flagrant-one foul is given for a reckless foul, and the fouled player gets a technical free throw in addition to the ball. A flagrant-two foul is a reckless foul with intent to injure, and it results in an ejection of the player who committed the foul. In both situations, the victim's team is awarded two free throws and possession of the ball.
- The WNBA is the only women's major league sport in North America. The league was created in 1996 on April 24th after finding inspiration from the NBA. The WNBA is composed of twelve teams in two conferences. The Eastern Conference and the Western Conference.
- Just like the NBA, the WNBA gives awards for their top performing players every year. These awards include the most valuable player, the all WNBA team, the defensive player of the year, the all WNBA defensive team, the rookie of the year, the all WNBA rookie team, the most improved player, the sixth woman of the year, the coach of the year, the sportsmanship award and the WNBA peak performers award which include peak performance scoring, rebounding and assists.
- The WNBA shares the same arena as many of their NBA counterparts. In fact, only four WNBA teams have their own market and are not neighbored by an NBA team.

[Back](#)

[NBA](#)

[Field of Play](#)

[Playing the Game](#)

[Post Season](#)

[Stats](#)

[General Facts](#)

[Fun Facts](#)



BASKETBALL

Fun Facts



- The Basketball Association of America (BAA) was founded in 1946 by the owners of the major ice hockey arenas in the Northeastern and Midwestern United States.
- On August 3rd, 1949, the BAA agreed to merge with the National Basketball League, creating the National Basketball Association.
- The first hoops were just peach baskets and the first backboards were made of wire created by former Kansas Coach and Professor James Naismith.
- The shortest player in the NBA today is point guard, Earl Boykins, standing at just 5 feet 5 inches (1.65 M). The tallest current player in the NBA is Centre, Hasheem Thabeet reaching a massive 7'3".
- In 1979 the NBA added the then-defunct American Basketball Association's three-point shot.
- The Boston Celtics have won the most NBA championships (17), including seven straight from 1960 to 1966.
- In 1962, Kansas legend Wilt Chamberlain set the record for most points scored in one season with 4,029. During that season, Chamberlain also scored 100 points in one game against the New York Knicks, giving him the record for most points in one game.
- Michael Jordan, regarded as the best player in NBA history, wore a different pair of Nike Air Jordan shoes every year he played in the NBA.

[Back](#)

[NBA](#)

[Field of Play](#)

[Playing the Game](#)

[Post Season](#)

[Stats](#)

[General Facts](#)

[Fun Facts](#)

AMERICAN FOOTBALL

National Football League

American Conference

National Conference

East
 New England Patriots
 New York Jets
 Buffalo Bills
 Miami Dolphins

East
 Philadelphia Eagles
 New York Giants
 Dallas Cowboys
 Washington Redskins

North
 Pittsburgh Steelers
 Baltimore Ravens
 Cincinnati Bengals
 Cleveland Browns

North
 Green Bay Packers
 Minnesota Vikings
 Detroit Lions
 Chicago Bears

South
 Indianapolis Colts
 Jacksonville Jaguars
 Houston Texans
 Tennessee Titans

South
 Atlanta Falcons
 New Orleans Saints
 Carolina Panthers
 Tampa Bay Buccaneers

West
 San Diego Chargers
 Denver Broncos
 Kansas City Chiefs
 Oakland Raiders

South
 Seattle Seahawks
 St Louis Rams
 Arizona Cardinals
 San Francisco 49ers

Back
NFL
Field of Play
Playing the Game
Post Season
Stats
General Facts
Fun Facts

The diagram illustrates the dimensions and markings of an American football field. The field is 120 yards long and 53 yards wide. The playing area is 100 yards long. The field is divided into three sections: two 10-yard end zones and a 70-yard field area. The field area is marked with yard lines every 5 yards, with numbers 10, 20, 30, 40, 50, 40, 30, 20, 10 from the center line. The end zones are marked with numbers 10, 20, 30, 40, 50, 40, 30, 20, 10. The diagram also shows the sidelines, goal posts, pylons, and team areas. The ESPN AMERICA logo is in the top left, and the NFL logo is in the top right. A navigation menu is at the bottom with the following items: Back, NFL, Field of Play (highlighted), Playing the Game, Post Season, Stats, General Facts, and Fun Facts.

ESPN AMERICA AMERICAN FOOTBALL Field of Play NFL

120 yds
100 yds
53 yds

1 Yard Mark
Goal Line
End Line
End Zone

team area

Sideline
5 Yard Mark
Goal Posts
Pylons

Back NFL **Field of Play** Playing the Game Post Season Stats General Facts Fun Facts



AMERICAN FOOTBALL

Playing the Game



The Object: The team with the most points through touchdowns and field goals after 4 fifteen minute quarters wins the game.

The Basics: A touchdown, worth 6 points, is when the ball is advanced into the opponent's end zone by catching or running with the ball. A field goal is when the ball is kicked successfully between an opponent's upright goal posts, and is worth 3 points. After a touchdown the scoring team has 2 options: attempt a field goal for an extra point, or try another touchdown from the 2 yard line for 2 extra points (called a two-point conversion).

After scoring, and at the start of each half of the game, there is a kickoff (where the ball is kicked from one team to another off of a tee on the 35 yard line).

Teams have 11 players on the field. The team playing offence is led by the quarterback who calls plays and throws passes, the long passes generally going to the 2 wide receivers and short passes to 2 running backs. The 6 players protecting and in front of the quarterback are the offensive line. The other team has a defensive line, linebackers, and defensive backs, whose tactics are to occupy the offensive line, rush the quarterback, and tackle (force a player to the ground) or intercept the ball intended for the receivers.

The team with possession of the ball has 4 downs (or chances) to advance the ball 10 yards from the line of scrimmage (a temporary starting point on the field where they last got possession of the ball). If they gain 10 yards they keep possession and get a new set of downs (starting from the first down) and can continue advancing towards the opponent's end zone. If 10 yards is not made on the third down the team can elect to punt, or kick, the ball on the fourth down, even trying for field goal if the goal posts are in the kicker's range. Possession changes to the opponent's team after 4 downs.

[Back](#)[NFL](#)[Field of Play](#)[Playing the Game](#)[Post Season](#)[Stats](#)[General Facts](#)[Fun Facts](#)



AMERICAN FOOTBALL

Post Season



- The NFL postseason is a single-elimination tournament that features the 12 best performing teams from the regular season. The tournament is set up as a bracket, so no teams get reseeded throughout.
- The teams that make it to the postseason get seeded from 1st through to 6th in each conference based on regular season records. The 1st through 4th seeds are division champions and the 5th and 6th seeds are the wild card teams (teams with the next best records).
- On wild Card Weekend, the 3rd seed in each conference plays the 6th seed in each conference, and the 4th seed plays the 5th seed. The top two seeds in each conference receive a bye. A bye is when a team is allowed to pass directly to the next round without playing in the previous round.
- During the Division Playoffs in the following weekend, the 1st and 2nd seeds play the winner of the wild card games. The next weekend is the Conference Championships, and the winner of each of those games goes on to the Super Bowl.

[Back](#)

[NFL](#)

[Field of Play](#)

[Playing the Game](#)

[Post Season](#)

[Stats](#)

[General Facts](#)

[Fun Facts](#)



AMERICAN FOOTBALL Stats



Passing & Rushing Statistics

- CMP / CP** Completions
- INT** Interceptions thrown
- ATT / AT** Attempts
- INT%** Interception percentage
- PCT** Percentage of completed passes
- SK** Sacks
- LNG** Longest Pass Play
- SYD** Sacked yards lost
- TD** Touchdown passes
- RAT** Passer (QB) Rating
- TD%** Touchdown Percentage
- YDS** Passing Yards
- ATT** Rushing attempts
- TD** Rushing touchdowns
- YDS** Total rushing yards
- FUM** Total fumbles
- AVG** Average yards per carry
- LST** Fumbles Lost
- LNG** Longest Run

Defensive & Receiving Statistics

- TOT** Total tackles
- FF** Forced fumbles
- SOLO** Unassisted tackles
- BK** Blocked kicks
- AST** Assisted tackles
- INT** Passes intercepted
- SACK** Total sacks
- YDS** Intercepted returned yards
- STF** Stuffs: See TLOSS
- LNG** Longest interception yards
- TLOSS** Tackles for loss
- TD** Interceptions returned for touchdowns
- PD** Pass defensed
- REC** Total receptions
- LNG** Longest reception
- YDS** Total receiving yards
- TD** Receiving touchdowns
- YPG** Receiving yards per game
- FUM** Total fumbles
- AVG** Average yards per reception
- LST** Fumbles lost

Kicking & Punting Statistics

- XPM** Extra points made
- FGA** Field goals attempted
- XPA** Extra points attempted
- FG%** Percentage of field goals made
- XP%** Percentage of extra points made
- PTS** Total points
- FGM** Field goals made
- PUNTS** Total punts
- TB%** Touchback Percentage
- YDS** Gross punting yards
- BP** Blocked punts
- LNG** Longest punt
- RET** Punts returned
- IN20%** Inside 20 punts divided by Net punts
- YDS** Yards returned on punts
- TB** Touchbacks
- NET** Net punting average



AMERICAN FOOTBALL

General Facts



- If a game is tied after regulation (60 minutes), the teams play a 15-minute overtime quarter in which each team has an opportunity to have possession of the ball, unless the team that receives the ball first scores a touchdown on its opening drive. If the team does not score a touchdown, the game continues until one team takes a lead. If no team scores in the 15 minutes, the game ends in a tie.
- Each team plays every team in their division twice (home and away) in addition to a host of other teams based from different divisions. As an NFL team, you will never play all other teams in a single season.
- American Football is a game of strategy. Because the play stops after every down, players and coaches are able to converse and choose a play based on a playbook with 50-100 plays.
- In addition to the offensive and defensive lines, there is a group of players on a football team called special teams. This group is used during kickoffs, punts, field goals and extra point attempts.
- A penalty against one team is signalled by the referee throwing a yellow flag onto the field. Most common penalties: delay of game, face mask, false start, holding, illegal contact, intentional grounding, offside, pass interference, personal foul.
- The CFL is Canada's version of the NFL, it is the highest level of professional football in Canada. The league has only eight teams with two divisions (East and the West) and four teams located in each division. The CFL has a 19 week regular season that includes one bye week for each team before the post season race where teams battle it out to claim the ultimate CFL prize, the Grey Cup.

[Back](#)[NFL](#)[Field of Play](#)[Playing the Game](#)[Post Season](#)[Stats](#)[General Facts](#)[Fun Facts](#)



AMERICAN FOOTBALL

Fun Facts



- Teams only play one game a week because the strategy preparation (watching films, learning plays, etc.) is so extensive.
- American football is derived from rugby in England. There may have been a forerunner to American football called Harpaston, played by the ancient Greeks.
- The first league of professional teams was called the American Professional Football Association, formed in 1920. The admission fee was \$100 per team.
- With almost \$9 billion in revenues, the NFL is the world's richest sports league.
- The first AFL-NFL World Championship game featured the Kansas City Chiefs for the AFL and the Green Bay Packers for the NFL. The Packers won and that game was later named Super Bowl I.
- The Minnesota Vikings got its name because Minnesota is the centre of Swedish culture in the United States.
- The Baltimore Colts (Now in Indianapolis) were the first NFL team to have cheerleaders.
- The New York Giants and Indianapolis Colts quarterbacks Eli and Peyton Manning are the only set of brothers to both play quarterback in a Super Bowl.
- It is estimated that over 1 billion chicken wings are consumed on Super Bowl Sunday.

[Back](#)

[NFL](#)

[Field of Play](#)

[Playing the Game](#)

[Post Season](#)

[Stats](#)

[General Facts](#)

[Fun Facts](#)



College Sports NCAA



- The NCAA oversees 89 championships in 23 sports. There are more than 400,000 student-athletes competing in three divisions at over 1,000 Colleges and Universities within the NCAA.
- The NCAA is made up of three membership classifications that are known as Divisions I, II and III. Each division creates its own rules governing personnel, amateurism, recruiting, eligibility, benefits, financial aid, and playing and practice seasons. They all must be consistent with the overall governing principles of the association.
- The NCAA is a member association composed mostly of higher education institutions. Each member school is able to choose a level of competition that best fits its mission. Competition is offered in Division I (the largest programs that provide the most athletically related financial aid for student-athletes), Division II (limited financial aid) and Division III (no athletically related financial aid).
- There are 1,066 active member schools in the NCAA membership, they include 340 in Division I, 290 in Division II and 436 in Division III. The NCAA also contains 95 member conferences in all three divisions. Overall membership – counting schools, conferences and related associations is 1,273.

[Back](#)[NCAA](#)[NCAA Basketball](#)[NCAA Football](#)[NCAA Baseball](#)[NCAA Ice Hockey](#)



College Sports

NCAA Basketball



- NCAA basketball is one of the most popular sports leagues in North America, in regards to Division I Men's Basketball. It is considerably more popular than its professional counterpart, the NBA. All teams play in regular season games in different conferences and different divisions. All teams are able to qualify for the NCAA Tournament from the beginning of the season. The NCAA Tournament is commonly known as "March Madness;" there are 327 Division I Men's basketball teams that are eligible to make the NCAA tournament by performing "well" during the regular season or getting an at-large bid.
- The NCAA Tournament is a single-elimination tournament. The last sixteen teams standing are referred to as the Sweet Sixteen, and the last eight teams are referred to as the Elite Eight. The remaining four teams go to the Final Four, which has become one of the nation's biggest sporting events. The selection process determines which 68 teams will enter the tournament and where they will be seeded and placed in the bracket. The NCAA appoints a special selection committee to oversee the process.

30 teams have automatic bids by winning their conference tournament. However, the Ivy League regular-season champion receives an automatic bid because the Ivy League has no conference tournament.
The remaining slots are "at-large" bids, with teams chosen by an NCAA Selection Committee. The selection process is based on several factors, including quality of wins, win-loss records and team ranking.
- Therefore, only 37 teams rely on the selection committee to secure them a spot in the tournament. The selections, brackets and seeds are announced on Selection Sunday by the NCAA committee. The 2012 NCAA Tournament champions were the Kentucky Wildcats out of the SEC conference.

[Back](#)

[NCAA](#)

[NCAA Basketball](#)

[NCAA Football](#)

[NCAA Baseball](#)

[NCAA Ice Hockey](#)



College Sports

NCAA Football



- Unlike most sports, there are no playoffs for Division I college football. Instead, there are 35 Bowl Games.
- The teams are selected to play in a bowl game based on how they performed during the regular season. Teams can be invited to play in a bowl game by winning at least six games and by not having a losing record.
- The most important games form the Bowl Championship Series (BCS), they are: the BCS National Championship Game, the Rose Bowl, the Fiesta Bowl, the Sugar Bowl and the Orange Bowl.
- The BCS National Championship Game is a separate game from the BCS Bowl games and rotates amongst these four bowl sites. It features the two teams that finished the regular season ranked No. 1 and No. 2 in the BCS rankings, which are a combination of all the rankings.
- College football is much older than the NFL. The first intercollegiate game was played on November 6, 1869 between Rutgers University and Princeton University.
- 21 schools play in stadiums with capacities over 80,000. The largest stadium is University of Michigan's, Michigan Stadium (110,000) followed by Penn State's, Beaver Stadium (108,000).
The instalment of the NFL draft, which was made up of mostly college players, in 1936 drew more fans to watch the NFL, helping its growth into a major sport.
- The Heisman Trophy is awarded to the top College Football player at the end of every season. Archie Griffin is the only player to ever win the prized trophy twice. Baylor's Robert Griffin III won the award in 2011.

[Back](#)

[NCAA](#)

[NCAA Basketball](#)

[NCAA Football](#)

[NCAA Baseball](#)

[NCAA Ice Hockey](#)



College Sports

NCAA Baseball



- Unlike college football and college basketball, college baseball in the United States has little impact in determining what athletes go on to play in the major or minor leagues. Players are not required to go to college in order to play professionally. As a result; proportionately, a lot less college players go on to play in the MLB as compared to the NBA and NFL. There are over 280 NCAA Division I teams alone throughout the US and all of these teams are obliged to run by the same rules, obstacles and restrictions throughout the year.
- The final rounds of the NCAA tournaments are known as the College World Series; they are held in each of the three Divisions, 1, 2 and 3. They are all sanctioned by the NCAA. The playoff bracket for Division I consists of 64 teams, with 4 teams playing at each of 16 regional sites. These tournaments are run as a double-elimination series. The 16 winners advance to the Super Regionals at 8 different sites. The competing teams then play head-to-head in a “best of three series.” The 8 winners then advance to the College World Series, a double elimination tournament with two separate 4 team brackets to determine the two national finalists. The finalists play a “best of three series” to determine the Division I National Champion.
- California was the first College World Series Champion. They won the title in 1947. Their neighbours, Southern California won the second in 1948.
- Southern California and Florida State University are the only two universities to win the College World Series five times in a row.
- Texas University was the first University to win a back-to-back College National Championship. They won in 1949 and 1950.

[Back](#)

[NCAA](#)

[NCAA Basketball](#)

[NCAA Football](#)

[NCAA Baseball](#)

[NCAA Ice Hockey](#)



College Sports

NCAA Ice Hockey



- In NCAA Ice Hockey, like most other NCAA sports, teams play a series of games in the aim of qualifying for the postseason tournament. At the end of the regular season, 16 teams are ranked by their regular season record by an NCAA Selection Committee. The champion from each conference gets an automatic bid into the NCAA Tournament.
- The tournament begins at four regional locations. Each regional champion will continue on to the Frozen Four, held at one single location. The Frozen Four consists of the semi-final games and the championship game. The tournament is single elimination.
- The NCAA Tournament used to only invite 12 teams, but that number was upped to 16 in 2003.
- One of the most recognisable coaches in Ice Hockey history is Herb Brooks. He was known for coaching the 1980 USA Gold-medal Olympic hockey team, but he also coached at the University of Minnesota.
- The three teams to win back-to-back national championships are the University of Denver, Boston University and the University of Michigan.
- The longest NCAA ice hockey game ever was played on March 12, 2010 between Quinnipiac University and Union College. The teams played into five overtimes, 150 minutes, before Quinnipiac scored the game winner.
- Many of the players in the NHL played college ice hockey before becoming a professional.

[Back](#)

[NCAA](#)

[NCAA Basketball](#)

[NCAA Football](#)

[NCAA Baseball](#)

[NCAA Ice Hockey](#)



Motorsports

Racing Leagues



Racing Leagues / Series

- National Association for Stock Car Auto Racing
- National Hot Rod Association
- Grand American Road Racing Association
- Indy Racing League
- Global Rallycross Championship
- American Le Mans Series

Back

Racing Leagues

NASCAR

NHRA

Grand-Am

IndyCar

GRC

Le Mans



Motorsports NASCAR



- Founded by Bill France Sr. in 1947-8, NASCAR has become North America's most famous and popular motorsport. NASCAR is known as one of North America's elite sports. In terms of US television ratings, it surpasses the NBA, NHL, MLB and MLS. It is second only to the NFL.
- **The Sprint Cup Series** is the highest level of professional competition, consisting of 36 races over a ten month period.
- The Chase for the Sprint Cup, a championship points system, begins when there are only ten races left in the Sprint Cup Series. Only the top twelve drivers are eligible for the championship. Each driver in the top twelve has his points reset to 5,000 and also receives a ten-point bonus for every race won out of the first 26. Wins from this point in the season onward are worth five more points than usual.
- **Races include:** Daytona 500 at Daytona International Speedway, Aaron's 499 at Talladega Super Speedway, Coca-Cola 600 at Lowe's Motor Speedway, Brickyard 400 at Indianapolis Motor Speedway, Ford 400 at Homestead-Miami Speedway.
- **Points System:** The point system for NASCAR races include 1st place being awarded with 43 points and 15th place being awarded with 29 points. The points decrease by one by each place after 1st. 1 bonus point is awarded to any driver that leads any lap. Another bonus point is awarded to the driver who leads the most laps. 3 bonus points are awarded to the driver that wins the race. 48 points is the most any driver can get in an individual race.
- **Interesting Fact:** A yellow strip across the rear of a NASCAR race car signifies a rookie driver.

[Back](#)[Racing Leagues](#)[NASCAR](#)[NHRA](#)[Grand-Am](#)[IndyCar](#)[GRC](#)[Le Mans](#)



Motorsports NHRA



- The 22 race NHRA Full Throttle drag Racing Series has two sections. A 16 race regular season and a six race playoff which is the count-down to the championship. After the 16 race regular season the ten racers with the most points in each division advance to the playoffs. Everyone's points are reset and the overall leader begins with a 30 point advantage. The top ten racers then race for the world championship.
- Cars drag race down a straight track with a length of 402 meters.
- Cars wait for a large stop light to turn green, which is when the race begins. The car to cross the finish line first wins the race.
- **Top Divisions of the NHRA:** Top Fuel Dragster (Cars run on 90% nitro methane and 10% methanol), Funny Car (Cars have forward mounted engines and vaguely resembles manufactured showroom model cars), Pro Stock (Factory hot rods with no artificial induction such as nitrous oxide), Pro Stock Motorcycle (Two wheeled version of pro stock cars).
- **Famous Tracks:** Lucas Oil Raceway at Indianapolis, Gainesville Raceway in Florida, Auto Club Raceway at Pomona.
- **Interesting Fact:** NHRA Top Fuel dragsters can exceed 280 mph in just 660 feet.

[Back](#)[Racing Leagues](#)[NASCAR](#)[NHRA](#)[Grand-Am](#)[IndyCar](#)[GRC](#)[Le Mans](#)



Motorsports

Grand-Am



- The Grand Am Rolex Sports Car Series is a North-American based sports car series that was founded in 2000.
- It is run by the Grand American Road Racing Association.

Interesting Facts:

- Rolex took over as the sponsor in 2002.
- The cars used are known as Daytona Prototypes.
- The sports premiere event is the Rolex 24 at Daytona, where a 24-hour endurance race takes place.
- Because of the low cost of cars, there are often high car counts in the series' races. In fact, there are sometimes so many cars that races classified as "GT events" race on Saturday, while "DP races" run on Sunday.

[Back](#)

[Racing Leagues](#)

[NASCAR](#)

[NHRA](#)

[Grand-Am](#)

[IndyCar](#)

[GRC](#)

[Le Mans](#)



Motorsports

IndyCar



- The Star Mazda Championship and the USF 2000 Championship are both open wheel auto racing series.
- Both series are a part of the Road to Indy, which is a group of developmental racing series launched in 2010. The goal is for the drivers to make it to the IZOD IndyCar Series.
- The top rung of the Road to Indy is the USF 2000 Championship, followed by the Star Mazda Championship.
- The USF 2000 Championship consists of 12 races held over seven weekends on seven different tracks. Two are street circuits, two are ovals, and three are permanent road courses.
- The Star Mazda Series also consists of 12 races.
- Legendary driver Marco Andretti raced in the Star Mazda Championship before graduating into the IndyCar Series.

[Back](#)

[Racing Leagues](#)

[NASCAR](#)

[NHRA](#)

[Grand-Am](#)

[IndyCar](#)

[GRC](#)

[Le Mans](#)



Motorsports GRC



- The Global RallyCross Championship combines the best aspects of circuit racing, off-road racing and rally competition to deliver intense action in a variety of fan-friendly environments. Action sport stars including Travis Pastrana and Brian Deegan have described the sport as “motocross – with a roll cage.”
- This made-in-the USA variation on the established European sport of Rallycross pits small production-based cars against each other for door-to-door racing featuring dirt, asphalt, and a 70 foot gap jump. Drivers progress through a series of timed heats to a final race, where winner takes all. Multiple cars line up to start at once and jostle for the win over a four-lap race. (The final, or A Main race, is a 5 lap race).
- In the heat races, drivers run three laps of one course configuration and must take a longer diversion known as the joker lap once, at their option. Global RallyCross Championship events are the only races in the world featuring an incredible 70 foot gap jump on the joker lap, adding a component of excitement and risk to a key strategic racing element. The strategy for the joker lap is a critical element to the sport: a little bit like a NASCAR pit stop, every competitor has to take it — the question is when?

Interesting Facts:

- Drivers progress through short mini-races called heats, where the slowest drivers become eliminated from the competition. The final drivers remaining race against each other.
- The first ever Rallycross event was held in 1967, and has featured in the X Games since 2010. There are 6 races held per year.

[Back](#)[Racing Leagues](#)[NASCAR](#)[NHRA](#)[Grand-Am](#)[IndyCar](#)[GRC](#)[Le Mans](#)

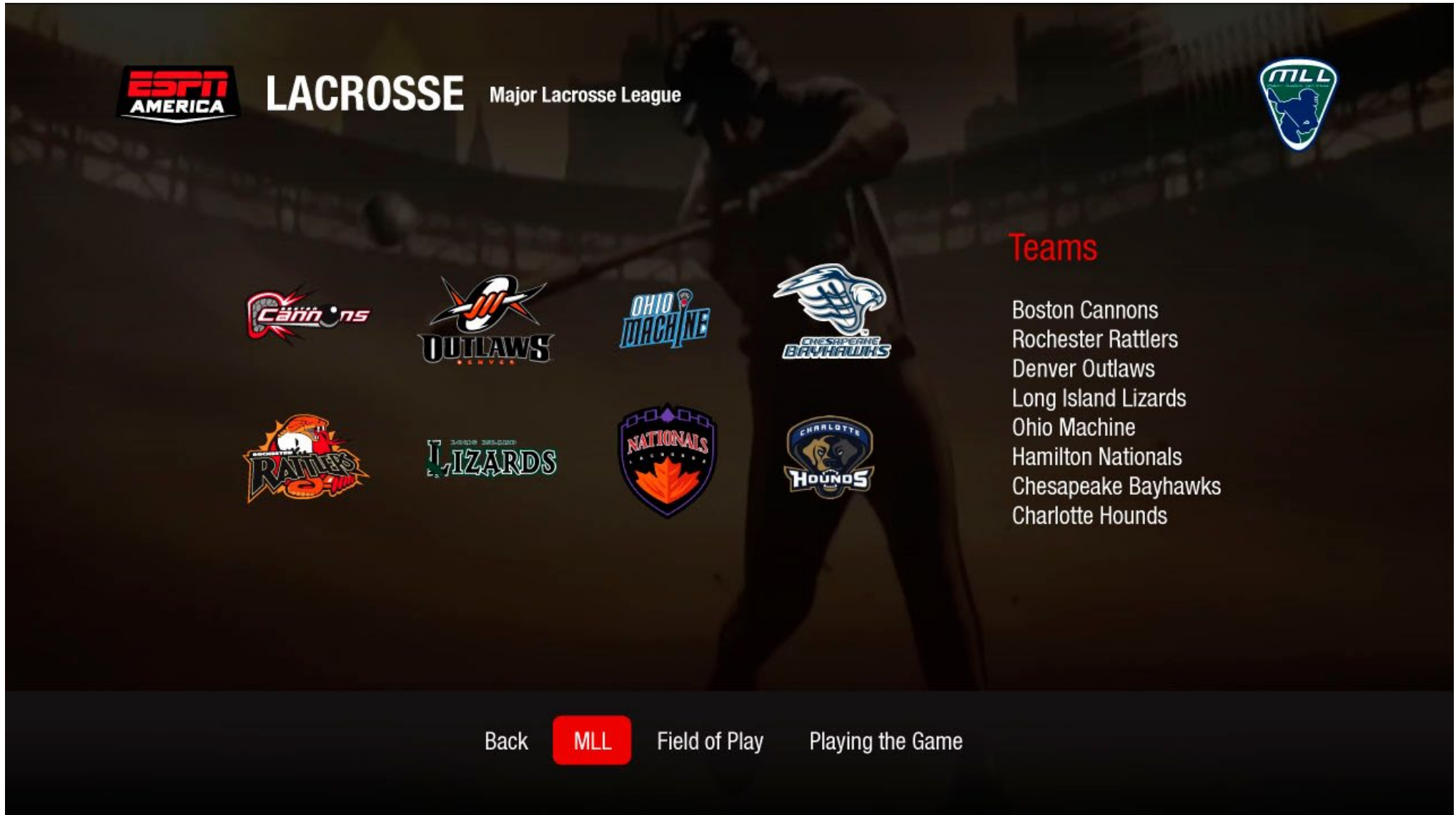


Motorsports Le Mans



- The American Le Mans Series is a sports car racing series based in the United States and Canada.
- It was created in the spirit of the 24 Hours of Le Mans, a 24 hour race held near Le Mans, France. It is the world's oldest active sports car race in endurance racing.
Race lengths vary from 1 hour and 40 minutes to 12 hours.
- There are three primary classes of cars that race, all at the same time.
- Each car is driven by multiple drivers, due to the length of the races.
- The team points champions and runners-up in each class at the end of the season receive an automatic invitation to the next year's 24 Hours of Le Mans.
- There are 10 races in a season, with the Petit Le Mans as the finale. The Petite Le Mans is a 10 hour race, and is the American Le Mans Series' most famous race.

[Back](#)[Racing Leagues](#)[NASCAR](#)[NHRA](#)[Grand-Am](#)[IndyCar](#)[GRC](#)[Le Mans](#)



The diagram illustrates the lacrosse field of play with various zones and dimensions. On the left, the ESPN America logo is positioned above the word "LACROSSE" in large white letters, with "Field of Play" written below it. The MLL logo is in the top right corner. The field itself is a rectangle with a width of 110 yards and a length of 60 yards. A dashed "Limit Line" is shown 6 yards from the top edge. The field is divided into a "Wing Area" (top 20 yards) and a "Midfield Line" (middle 20 yards). The "End Line" is at the bottom. Two goals are shown, each with a "Crease" and a "Goal". The "Attack / Defence Area" is the area between the creases. A "2 Point Goal Line" is located 10 yards from the end line. Dimensions for the creases are 3 yards from the goal and 2 yards from the crease edge. At the bottom, there are navigation buttons: "Back", "MLL", "Field of Play" (highlighted in red), and "Playing the Game".

ESPN AMERICA LACROSSE Field of Play

MLL

Limit Line

Crease

Goal

Attack / Defence Area

2 Point Goal Line

Sideline

Wing Area

Midfield Line

End Line

6 yd

110 yd

10 yd

20 yd

3 yd

2 yd

60 yd

10 yd

Back MLL **Field of Play** Playing the Game



LACROSSE

Playing the Game



The Object: The team with the most goals after 4 fifteen minute quarters wins the game.

The Basics: A goal is scored when a player shoots the ball into the opposing team's goal, scoring 1 point if in front the two-point line and 2 points if shot from behind the two-point goal line.

A face-off starts the play at the beginning of each quarter and after each goal. During a face-off 2 players lay their sticks on the field inches from to the ball, the official blows the whistle, and the midfielders lift their sticks and scrap for possession.

Teams have 10 players on the field, a goalkeeper, 3 defenders, 3 midfielders, and 3 attackers. The midfielders are the only players allowed to roam the entire field. Players must advance the ball along the field using the head of the lacrosse stick, using it to catch, carry, or pass the ball.

The key defensive tactics are to use stick checking and body contact to dispossess opponents of the ball.

A clock is used to keep up the game's pace. Teams have 20 seconds to clear the midfield line, and 60 seconds to score before they loose possession.

[Back](#)

[MLL](#)

[Field of Play](#)

[Playing the Game](#)